



## CONNECTORS



## 1

**CONNECTORS  
CONNETTORI**

p. 4\_52

- 1.1 ALU ALLOY CONNECTORS**  
CONNETTORI IN LEGA D'ALLUMINIO p. 10\_27
- 1.2 CARBON STEEL CONNECTORS**  
CONNETTORI IN ACCIAIO AL CARBONIO p. 28\_37
- 1.3 STAINLESS STEEL CONNECTORS**  
CONNETTORI IN ACCIAIO INOSSIDABILE p. 38\_52

## 2

**BRONZE SNAPS  
AND COMPONENTS  
GANCI DI BRONZO  
E COMPONENTI**

p. 54\_78

- SNAPS**  
GANCI p. 56\_59
- SNAPS FOR LEASHES**  
GANCI PER GUINZAGLI p. 60\_61
- JIB SNAPS**  
GARROCCI DA FIOCCO p. 62
- SWIVELS**  
GIRELLI p. 64\_65
- RINGS**  
ANELLI p. 66\_68
- BUCKLES**  
FIBBIE p. 69\_76
- FITTINGS FOR STRAPS**  
FIBBIE PER SPALLACCI p. 78\_79

## 3

**MARINE ACCESSORIES  
ACCESSORI NAUTICA**

p. 80\_90

- QUICK RELEASE**  
SGANCI RAPIDI p. 82
- MOORING HOOKS**  
GANCI D'ATTRACCO p. 83
- ANCHOR CONNECTORS**  
GIUNTI PER ANCORA p. 84\_85
- CHAIN CONNECTORS**  
CONNETTORI PER CATENA p. 86
- SHACKLES**  
GRILLI p. 87
- ACCESSORIES FOR CABLES AND ROPES**  
ACCESSORI PER CAVI E FUNI p. 88\_89
- SAFETY**  
SICUREZZA p. 90

## 4

**CODE INDEX  
INDICE DEI CODICI**

p. 92\_99

**HISTORY**

The origin of Kong began a long time ago, in 1830 in a workshop at the foot of the Alps where Giuseppe Bonaiti gave rise to our story, writing important pages for Made in Italy.

The care to provide maximum protection for human lives, together with the dreams that men will “hang” while climbing peaks, led Bonaiti to export his products and philosophy throughout the world. His carabiners have become a real fixture for everyone who practices vertical disciplines.

In 1977, the Bonaiti company changed its name to Kong, but its mission remains the same.

**“To manufacture safety where risk is the protagonist”**

The entire production cycle, from design to packaging, is made in our factory of 10,000 square meters, located in Monte Marenzo (LC), Italy, where each item of Personal Protective Equipment (PPE) is tested piece by piece and then sold throughout the world.

We can proudly say that, first of all, we are “manufacturers”.

- our 70 employees perform their daily activities with passion to produce high quality systems that ensure maximum safety.
- our robots test 100% of our items at 70% of their breaking load.
- our operators check 100% of the appearance and functionality of our products.

**“KONG, from the past to the future, the evolution of safety”**

**LA STORIA**

Le origini di Kong partono da lontano, esattamente nel 1830 in un’officina meccanica situata ai piedi delle Alpi, dove Giuseppe Bonaiti ha dato inizio alla nostra storia, scrivendo pagine importanti del Made in Italy.

L’attenzione per la massima protezione delle vite umane, insieme ai sogni che questi uomini “appendono” scalando le vette, ha portato Bonaiti ad esportare in tutto il mondo la sua filosofia e i suoi prodotti.

I suoi “moschettoni” sono diventati concretamente punti fissi per chiunque pratici discipline verticali.

Nel 1977 l’azienda Bonaiti cambia nome in Kong, ma l’impronta rimane sempre la stessa:

**“Essere produttori di sicurezza dove il rischio è protagonista”**

L’intero ciclo di produzione, dalla progettazione al confezionamento, avviene all’interno dei 10.000 mq dello stabilimento di Monte Marenzo (LC) Italia, dove ogni DPI (Dispositivo di Protezione Individuale) viene testato pezzo per pezzo e venduto in tutto il mondo.

Con orgoglio possiamo dire di essere innanzitutto produttori:

- i nostri 70 dipendenti svolgono le loro attività quotidiane con passione, per produrre sistemi di alta qualità che garantiscono la massima sicurezza
- i nostri robots testano il 100% dei connettori trazionandoli a circa il 70% del carico marcato
- i nostri operatori controllano il 100% dei prodotti valutandone la perfetta funzionalità e l’aspetto estetico

**“KONG, dal passato al futuro, l’evoluzione della sicurezza”**

**QUALITY CONTROL AND CERTIFICATIONS**

KONG, since the beginning, has always followed strict rules to ensure that each product withstands expected loads, controlling and testing piece by piece. This means that when we design a new item, we build a prototype and have it tested by a notified body that verifies compliance with the standards. Then we put it into production with the absolute guarantee that the millionth piece is identical to the first piece produced. This also applies to the production of carry over products.

As a further guarantee to the end user, most of the KONG products are certified according to UIAA - International Climbing and Mountaineering Federation standards and to CE norms.

Many of our items are also certified according to special standards: NFPA - ANSI - RINA - ASTM or to military specifications.

Kong also followed its natural evolution towards a quality management system and has been certified for more than 20 years, today according to ISO 9001, which is applied to all our business processes.

**CONTROLLO DI QUALITÀ E CERTIFICAZIONI**

La KONG, fin dalle origini, si è sempre data delle regole ferree per garantire che ogni prodotto resistesse ai carichi previsti, controllandolo e testandolo pezzo per pezzo. Questo vuol dire che quando si progetta un nuovo articolo, si costruisce un prototipo, lo si fa testare da un organismo notificato che ne verifica la conformità agli standard e poi lo si mette in produzione con la garanzia assoluta che il milionesimo pezzo sia identico in tutto e per tutto al primo pezzo prodotto. Questo vale anche per la produzione di articoli consolidati.

Ad ulteriore garanzia dell’utilizzatore finale, la maggior parte dei prodotti KONG è certificata secondo gli standard UIAA (Unione Internazionale delle Associazioni Alpinistiche) e le norme CE.

Molti nostri articoli sono inoltre certificati in accordo alle norme NFPA - ANSI - RINA - ASTM o a specifiche militari.

L’organizzazione della KONG ha poi trovato la sua naturale evoluzione nel sistema di gestione per la qualità certificato da oltre vent’anni, secondo la norma UNI EN ISO 9001 applicata a tutti i processi aziendali.

Kong headquarters with private airfield N 45° 45' 43" E 9° 26' 47", Monte Marenzo (Lecco) - ph: Kong



Watch the video  
Guarda il video



**ALU ALLOY / LEGA D'ALLUMINIO**

- Best weight/load ratio
- Anodized finishing for the best resistance in aggressive environments
- Attractive look, colored finishing
- Miglior rapporto peso/carico
- Finitura tramite anodizzazione per la migliore resistenza in ambienti aggressivi
- Aspetto accattivante, finitura colorata

**CARBON STEEL / ACCIAIO AL CARBONIO**

- For heavy loads
- Special black burnished finishing for better visibility of the laser markings and a more attractive look
- Per utilizzi gravosi e di carico pesante
- Speciale finitura brunitura nera per una migliore visibilità della marcatura laser e un aspetto accattivante

**STAINLESS STEEL / ACCIAIO INOX**

- High quality AISI 316L steel
- Best corrosion resistance
- Perfect for marine environments and food industry
- Available on demand the burnished finishing "BB"
- Acciaio di alta qualità AISI 316L
- Migliore resistenza alla corrosione
- Perfetto per ambienti marini e industria alimentare
- Disponibile su richiesta la finitura brunita "BB"



Oval



Asymmetric



Symmetric



HMS



Special



Quick Link

**Shape / Forma**




**OVAL / OVALE**

- Versatile shape that shares the load between the spine and the gate.  
Forma versatile che distribuisce uniformemente il carico tra il corpo e la leva.



**ASYMMETRIC / ASIMMETRICO**

- Designed to orient the load in a predetermined direction on the connector's body.  
Connettore a chiusura automatica destinato ad assicurare il carico in una predeterminata direzione.



**SYMMETRIC / SIMMETRICO**

- Smooth regular curves are gentle on equipment and allow easy repositioning of loads.  
Le curve regolari e morbide sono delicate sull'attrezzatura e consentono un facile riposizionamento dei carichi



**HMS**

- HMS is an abbreviation of the German term Halbmastwurf-Sicherung, primarily intended for use when giving a dynamic belay using an "italian hitch" knot.  
Connettore a chiusura automatica, HMS è l'acronimo del termine tedesco Halbmastwurf-Sicherung, destinato principalmente ad una assicurazione dinamica usando un nodo "mezzo barcaio".



**SPECIAL / SPECIALE**

- Connectors with complex shapes for a particular purpose; can in some cases be connected directly to a specific anchor type.  
Connettore a chiusura automatica con forme complesse destinato a utilizzi particolari; può in certi casi essere collegato direttamente ad un tipo di ancoraggio specifico.

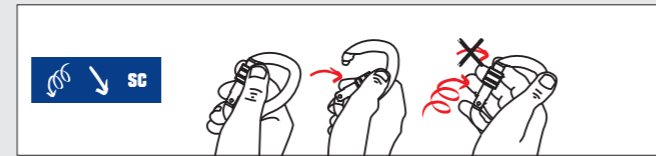


**QUICK LINK / MAGLIA RAPIDA**

- Connector with a manual closing system, intended for those applications that do not require frequent removal.  
Connettore a chiusura manuale a vite destinato a quegli impieghi dove non è richiesta la rimozione frequente.

**Sleeves / Ghiera di sicurezza**

**SCREW / VITE**



- This sleeve is commonly used for mountaineering. The Kong version is popular due to its quick operation.  
Questa ghiera è quella comunemente utilizzata per l'alpinismo. La versione Kong è apprezzata perchè si aziona rapidamente.

**TWIST LOCK**



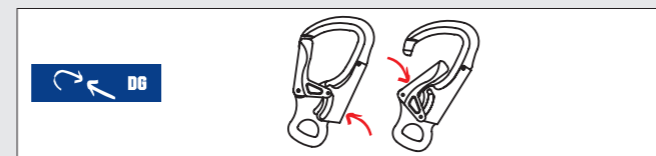
- (2 movements) - The twist-lock sleeve is optimal for safety and convenience. For this reason it is preferred in rescue operations and for industrial use. Available in an ANSI certified version (United States standard).  
(2 movimenti) - La ghiera twist-lock è ottimale per sicurezza e praticità. Per questo motivo è preferita nelle operazioni di soccorso e per usi industriali. Disponibile in versione omologata ANSI (normativa USA).

**AUTO BLOCK**



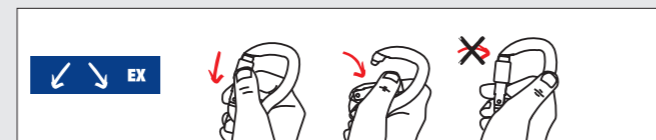
- (3 movements) - This sleeve requires three movements to open, and is therefore intended to fulfill the most difficult tasks. Available in an ANSI certified version (United States standard).  
(3 movimenti) - Questa ghiera richiede tre movimenti per l'apertura e quindi destinata ad assolvere i compiti più ardui. Disponibile in versione omologata ANSI (normativa USA).

**DOUBLE GATE**



- This gate is preferred for applications that require frequent openings, as on life lines, because it is easy and secure.  
Questa ghiera è preferita per un uso ripetuto, come avviene sulle linee vita, perchè viene azionata in modo rapido e semplice.

**EXPRESS**



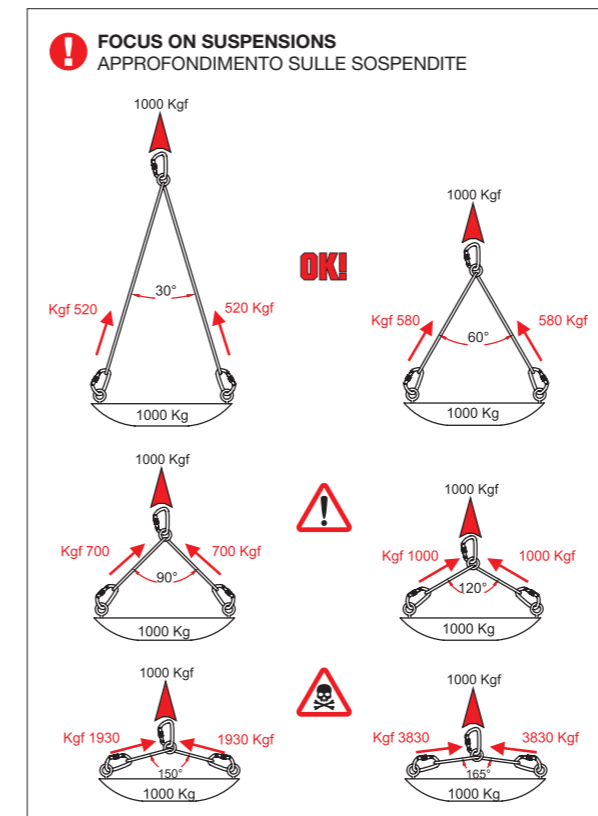
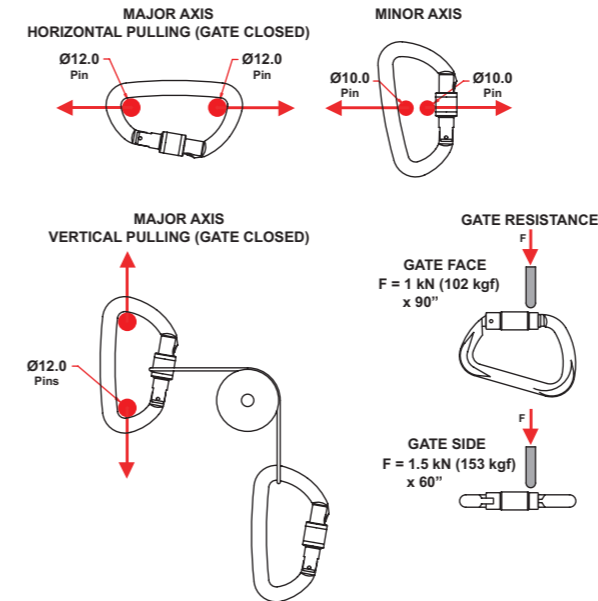
- This gate is preferred for applications that require frequent openings, as on life lines, because it is easy and secure.  
Questa ghiera è preferita per un uso ripetuto, come avviene sulle linee vita, perchè viene azionata in modo rapido e semplice.

WWW.KONG.IT

**General Safety Remarks**

**Warning:** The maximum tolerated load on the connectors is very close to the breaking point. Connectors supporting this stress will be permanently deformed and absolutely must be replaced. See the following pictures for connector and sleeve testing.

**Attenzione:** sui connettori è marcato il carico massimo garantito, molto vicino a quello di rottura. Un connettore sottoposto a tale carico si deforma permanentemente e deve essere assolutamente sostituito. I connettori e le ghiera vengono testati come riportato nelle seguenti illustrazioni.



**! All our connectors are tested piece by piece.**  
Tutti i nostri connettori sono testati pezzo per pezzo.



Watch the video  
Guarda il video

**KEYLOCK**

Did you know that Kong was the first company to produce KeyLock connectors?

Lo sapevate che Kong è stata la prima azienda a produrre connettori KeyLock?



This revolutionary locking system patented by Kong in 1985 takes its name from the peculiar shape of the connection between the gate and the body of the connector that looks like a door keyhole. The real novelty of this patent is that there is absolutely no need for any teeth on the body of the carabiner or on the gate, now completely cylindrical. Now there are no longer any points where the rope or web could get snagged while inserting and removing them. All the sharp edges left over from grinding the carabiner and gate have also been eliminated, as it is no longer necessary.



VERY OLD



OUT OF DATE



TRADITIONAL

Questo rivoluzionario sistema di chiusura brevettato da Kong nel 1985 trae il suo nome dalla particolare forma dell'incastro tra la leva ed il corpo del connettore, che ricorda la serratura di una porta. La novità del brevetto è di aver definitivamente eliminato qualsiasi dente di tenuta sia sul corpo del connettore che sulla leva ora completamente cilindrica. Non esiste più alcun punto di possibile impiglio della corda o della fettuccia durante l'inserimento e lo sgancio. Sono stati eliminati pure tutti i bordi taglienti delle fresature del corpo del connettore e della leva, ora non più necessarie.



The world of standards is extremely complex and articulated; below is a quick summary to help you reading the tables and choose the right connector for your needs.

#### ■ EN 362 (WORK - safety at work against falls from height)

- **(Class B) basic connector:** self-closing connector intended to be used as a component.
- **(Class M) multi-use connector:** basic or screw link connector intended to be used as a component, which may be loaded in the major and to a lesser extent in the minor axis.
- **(Class T) termination connector:** self-closing connector designed to allow the fixing as an element of a sub-system in such a way that the loading is in a predetermined direction.
- **(Class A) anchor connector:** connector which closes automatically, designed to be linked directly to a specific type of anchor as a component.
- **(Class Q) screwlink connector:** connector which is closed by a screw-motion gate, which is a load bearing part of the connector when fully screwed up, intended to be used only for long-term or permanent connections.

#### ■ EN 12275 (RECREATIONAL - mountaineering equipment)

- **(Class B) basic connector:** self-closing connector for use anywhere in a belay system.
- **(Class H) HMS connector:** self-closing connector - generally pear shaped - intended to be used primarily for dynamic belaying, for example using an "Italian hitch" (HMS).
- **(Class K) Klettersteig connector:** self-closing connector intended to be used primarily for linking a mountaineer to a Klettersteig anchor (via ferrata) system.
- **(Class T) termination connector:** self-closing connector designed to ensure that the loading is in a predetermined direction.
- **(Class A) specific anchor connector:** self-closing connector designed only to be linked directly to a specific class of anchor.
- **(Class Q) screwed-closure connector - quicklink:** connector which is closed by a screw-motion gate, which is a load bearing part of the connector when fully screwed up.
- **(Class X) oval connector:** self-closing connector with symmetric shape designed for e. g. aid climbing and pulleys.

#### ■ ANSI/ASSE Z359 (American National Standard Institute)

Committee defining standards applied to American general industry, in particular industrial fall protection requirements, equipment, and programs. ANSI/ASSE Z359.12 establish safety requirements for connecting elements, including a higher strength than European Norms and gate testing at 16 kN least.

#### ■ NFPA (National Fire Protection Association)

NFPA is a United States trade association, albeit with some international members, that creates and maintains private, copyrighted standards and codes for usage and adoption by local governments. NFPA 1983 defines three categories of performance for rescue equipment.

- **"E" Escape:** immediate self-rescue of a single fire or emergency services person from a life-threatening emergency situation, generally above ground, using system components or manufactured systems designed for self-rescue escape.
- **"T" Technical Use:** one designation of an equipment item or manufactured systems designed for Technical Use loads and escape based on design loads that are calculated and understood. (Technical Use was previously defined as Light Use and prior to that as Personal Use).
- **"G" General Use:** one designation of an equipment item or manufactured systems designed for General Use loads, technical use loads and escape based on design loads that are calculated and understood.

Il mondo delle norme è estremamente complicato e articolato; per questo, di seguito, si riporta un breve riepilogo che permette di comprendere al meglio le tabelle e scegliere il connettore più adatto a ciascun bisogno.

#### ■ EN 362 (LAVORO - sicurezza sul lavoro contro le cadute dall'alto)

- **(Classe B) connettore base:** connettore a chiusura automatica da usare come componente di un sistema di sicurezza.
- **(Classe M) connettore multiuso:** connettore base o maglia con chiusura a vite da usare come componente, che può essere caricato sull'asse maggiore e in misura minore sull'asse minore.
- **(Classe T) connettore terminale:** connettore a chiusura automatica ideato per permettere il fissaggio come elemento di un sottosistema in modo tale che il carico sia in una direzione predefinita.
- **(Classe A) connettore di ancoraggio:** connettore con chiusura automatica, ideato per essere collegato direttamente ad un tipo specifico di ancoraggio come componente.
- **(Classe Q) maglia con chiusura a vite (maglia rapida):** connettore con chiusura a vite, che diventa parte del carico del connettore quando è completamente avvitato, da utilizzare solo per connessioni lunghe o permanenti.

#### ■ EN 12275 (USO RICREATIVO - attrezzatura per alpinismo)

- **(Classe B) connettore base:** connettore a chiusura automatica da usare ovunque in un sistema di assicurazione.
- **(Classe H) connettore HMS:** connettore a chiusura automatica - generalmente con forma a pera - da usare principalmente per l'assicurazione dinamica, usando per esempio un nodo mezzo barcaiole (HMS).
- **(Classe K) connettore da via ferrata (Klettersteig):** connettore a chiusura automatica da utilizzare principalmente per collegare un alpinista ad un sistema di ancoraggio per via ferrata.
- **(Classe T) connettore terminale:** connettore a chiusura automatica ideato per assicurare che il peso sia in una direzione predefinita.
- **(Classe A) connettore per ancoraggio specifico:** connettore con chiusura automatica ideato solo per essere collegato direttamente ad una classe specifica di ancoraggi.
- **(Classe Q) connettore con chiusura a vite - maglia rapida:** connettore con chiusura a vite, che diventa parte del carico del connettore quando è completamente avvitato.
- **(Classe X) connettore ovale:** connettore con chiusura automatica e forma simmetrica ideato per esempio per aid climbing e carrucole.

#### ■ ANSI/ASSE Z359 (American National Standard Institute)

Comitato che definisce le norme da applicare nell'industria americana, in particolare i requisiti per la protezione da cadute, attrezzatura e programmi. La norma ANSI/ASSE Z359.12 stabilisce i requisiti di sicurezza per gli elementi di connessione, includendo una forza maggiore rispetto alle norme europee e un test sulla leva di almeno 16kN.

#### ■ NFPA (National Fire Protection Association)

NFPA è un'associazione commerciale degli Stati Uniti, anche se con alcuni membri internazionali, che crea e mantiene protetti da diritti d'autore norme e codici privati per l'utilizzo e l'adozione da parte delle amministrazioni locali. NFPA 1983 definisce tre categorie di prestazioni per l'attrezzatura da salvataggio.

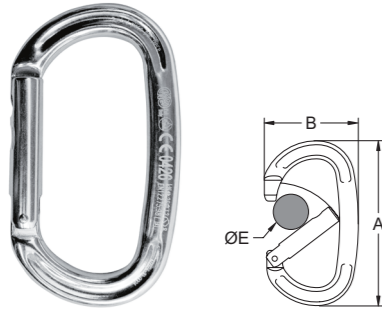
- **"E" Escape (Fuga):** immediato auto-soccorso da un incendio o di personale da una situazione di emergenza pericolosa per la vita, generalmente al di sopra del livello del suolo, utilizzando componenti del sistema o sistemi destinati alla fuga autonoma.
- **"T" Technical Use (Utilizzo tecnico):** denominazione dell'attrezzatura o di sistemi progettati per i carichi di utilizzo tecnico e la fuga in base ai carichi di progettazione che sono calcolati e compresi. (L'uso tecnico è stato definito in precedenza come utilizzo leggero e prima ancora come uso personale).
- **"G" General Use (Uso generico):** designazione di un'apparecchiatura o di sistemi progettati per carichi di uso generale, carichi di uso tecnico e fuga sulla base di carichi di progettazione che sono calcolati e ben compresi.

## OVALONE

- Oval aluminum connector with a large opening. The wide symmetrical shape, greater than a classic oval, positions well on mobile devices allowing their correct operation, even if not perfectly aligned with the connector.
- Available in straight gate, screw sleeve, Auto Block and Twist Lock models.
- The Keylock system prevents any accidental catching on the rope or anchor point.

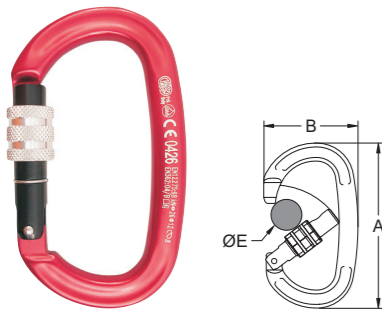
- Connettore ovale in alluminio con grande apertura della leva. L'ampia forma simmetrica, maggiore rispetto a quella di un ovale classico, permette un miglior posizionamento sui dispositivi mobili e il loro corretto funzionamento anche se non perfettamente in asse con il connettore.
- Disponibile nelle versioni a leva dritta, a ghiera a vite e con le ghiera automatiche Auto Block e Twist Lock.
- Sistema keylock che evita qualunque impiglio accidentale della corda o nel punto di ancoraggio.

### STRAIGHT GATE



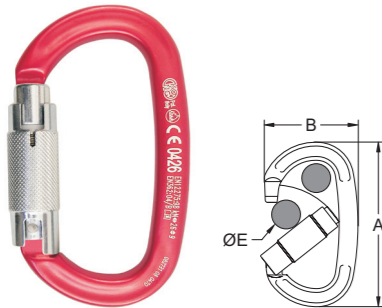
#	Size		Norm	Color					A	B	C	D	E	F
					kN	kN	kN	g	mm	mm	mm	mm	mm	mm
712000100KK	-	✓	CE EN 12275		26	12	8	68	110	62.6	-	-	22	-

### SCREW SLEEVE



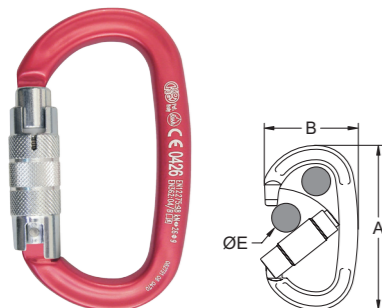
#	Size		Norm	Color					A	B	C	D	E	F
					kN	kN	kN	g	mm	mm	mm	mm	mm	mm
7120001A1KK	-	✓	CE EN 12275 CE EN 362/B		26	12	8	72	110	62.6	-	-	21	-
712RNP4A1KK	-	✓	CE EN 12275 CE EN 362/B		26	12	8	72	110	62.6	-	-	21	-

### AUTO BLOCK



#	Size		Norm	Color					A	B	C	D	E	F
					kN	kN	kN	g	mm	mm	mm	mm	mm	mm
712RPP3V1KK	-	✓	CE EN 12275 CE EN 362/B		26	9	-	79	110	62.6	-	-	21	-
712NNN6VNKK	-	✓	CE EN 12275 CE EN 362/B		26	9	-	79	110	62.6	-	-	21	-
7120001V1KK	-	✓	CE EN 12275 CE EN 362/B		26	9	-	79	110	62.6	-	-	21	-

### TWIST LOCK



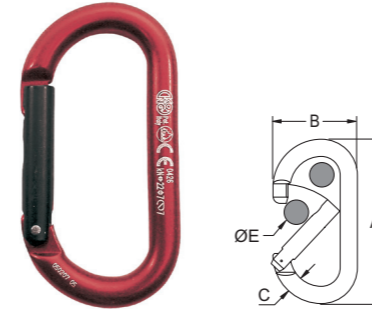
#	Size		Norm	Color					A	B	C	D	E	F
					kN	kN	kN	g	mm	mm	mm	mm	mm	mm
712RPP3P1KK	-	✓	CE EN 12275 CE EN 362/B		26	9	-	79	110	62.6	-	-	21	-
7120001P1KK	-	✓	CE EN 12275 CE EN 362/B		26	9	-	79	110	62.6	-	-	21	-

## OVAL ALU

- Oval aluminum connector with a rounded bar, recommended for use with mobile devices (pulleys, rope clamps, fall arresters, etc.).
- Available with a straight gate or screw sleeve, making it also suitable for professional applications.
- The Keylock system prevents any accidental catching on the rope or anchor point.

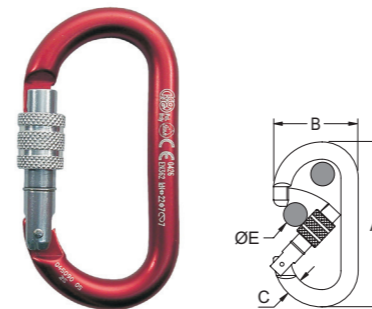
- Connettore ovale in alluminio con corpo a sezione circolare che lo rende consigliato per l'utilizzo con dispositivi mobili (carrucole, bloccanti, anticaduta...).
- Disponibile nelle versioni a leva dritta e con ghiera a vite che lo rende utilizzabile anche per applicazioni professionali
- Sistema keylock che evita qualunque impiglio accidentale della corda o nel punto di ancoraggio.

### STRAIGHT GATE



#	Size		Norm	Color					A	B	C	D	E	F
					kN	kN	kN	g	mm	mm	mm	mm	mm	mm
710000100KK	-	✓	CE EN 12275		22	7	7	60	105	54	11	-	16	-
710BN0400KK	-	✓	CE EN 12275		22	7	7	60	105	54	11	-	16	-
710NN0400KK	-	✓	CE EN 12275		22	7	7	60	105	54	11	-	16	-
710RN0400KK	-	✓	CE EN 12275		22	7	7	60	105	54	11	-	16	-

### SCREW SLEEVE



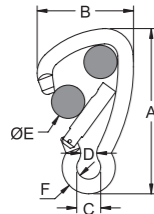
#	Size		Norm	Color					A	B	C	D	E	F
					kN	kN	kN	g	mm	mm	mm	mm	mm	mm
7300001A1KK	-	✓	CE EN 12275 CE EN 362/B		22	7	7	65	105	54	11	-	16	-
730BPP3A1KK	-	✓	CE EN 12275 CE EN 362/B		22	7	7	65	105	54	11	-	16	-
730NNN6ANKK	-	✓	CE EN 12275 CE EN 362/B		22	7	7	65	105	54	11	-	16	-
730RPP3A1KK	-	✓	CE EN 12275 CE EN 362/B		22	7	7	65	105	54	11	-	16	-

## HARNESS

- Asymmetric connector.
- Ideal, if made of aluminum, as a keyholder or for hanging small items from packs. If made of stainless steel, for yachting or, if made of carbon steel, for work.

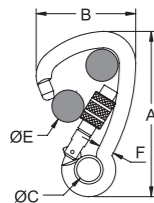
- Connettore asimmetrico.
- Ideale, se in alluminio, come portachiavi o per appendere piccoli oggetti allo zaino, se in inox, per uso nautico o, se in ferro, per uso sul lavoro.

### STRAIGHT GATE



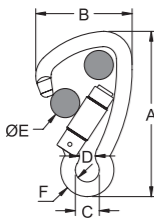
#	Size		Norm	Color					A	B	C	D	E	F
					kN	kN	kN	g	mm	mm	mm	mm	mm	mm
705080100KK	8	-	-		500 kg	-	-	26	86	51.5	11.5	9	18	8
705100100KK	10	-	-		17	-	-	49	100	60	13	10	19	10
705120100KK	12	-	-		22	-	-	74	125	72.5	17	15	26	11

### SCREW SLEEVE



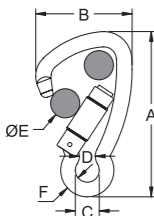
#	Size		Norm	Color					A	B	C	D	E	F
					kN	kN	kN	g	mm	mm	mm	mm	mm	mm
7060801A1KK	8	-	-		500 kg	-	-	31	85	51.5	12	9	17	8
7061001A1KK	10	-	-		17	-	-	55	102	60	13	10	17	10
7061201A1KK	12	-	CE EN 362/B		22	7	-	79	124	73	18	15	23	11

### AUTO BLOCK



#	Size		Norm	Color					A	B	C	D	E	F
					kN	kN	kN	g	mm	mm	mm	mm	mm	mm
7061201V1KK	12	-	CE EN 362/B		22	7	-	87	124	71.5	17.5	13.5	22	11

### TWIST LOCK



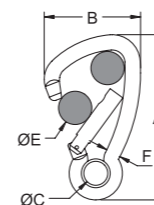
#	Size		Norm	Color					A	B	C	D	E	F
					kN	kN	kN	g	mm	mm	mm	mm	mm	mm
7061201P1KK	12	-	CE EN 362/B		22	7	-	84	124	72	17.5	13.5	22	11

## HARNESS EYE

- Asymmetric connector with a straight gate and captive eye, available in different materials.

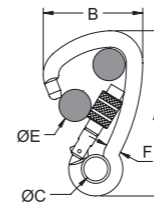
- Connettore asimmetrico con leva dritta e occhiolo, disponibile in diversi materiali.

### STRAIGHT GATE



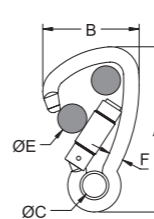
#	Size		Norm	Color					A	B	C	D	E	F
					kN	kN	kN	g	mm	mm	mm	mm	mm	mm
707080100KK	8	-	-		500 kg	-	-	27	86	52	10	-	18	8
707100100KK	10	-	-		17	-	-	53	102.5	60	11.5	-	19	10
707120100KK	12	-	-		22	-	-	79	125	72	14.5	-	25	11

### SCREW SLEEVE



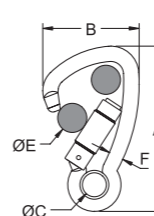
#	Size		Norm	Color					A	B	C	D	E	F
					kN	kN	kN	g	mm	mm	mm	mm	mm	mm
7080801C1KK	8	-	-		500 kg	-	-	33	86	51.5	10	-	16	8
7081001A1KK	10	-	-		17	-	-	56	102.5	60	11.5	-	17	10
7081201A1KK	12	-	CE EN 362/B		22	7	-	82	125	73	15	-	22	11

### AUTO BLOCK



#	Size		Norm	Color					A	B	C	D	E	F
					kN	kN	kN	g	mm	mm	mm	mm	mm	mm
7081201V1KK	12	-	CE EN 362/B		22	7	-	90	124	72.5	14.5	-	22	11

### TWIST LOCK



#	Size		Norm	Color					A	B	C	D	E	F
					kN	kN	kN	g	mm	mm	mm	mm	mm	mm
7081201P1KK	12	-	CE EN 362/B		22	7	-	90	124	72.5	14.5	-	22	11

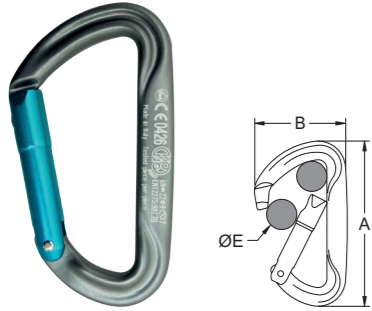


## ARGON

- Connector dedicated to those looking for maximum lightness and small dimensions. Designed for sport climbing and for assembling light quickdraws. Available with a straight gate and Keylock system that allows easy clipping, or with a wire gate for extreme lightness, or with a screw sleeve making it one of the smallest locking connectors on the market.

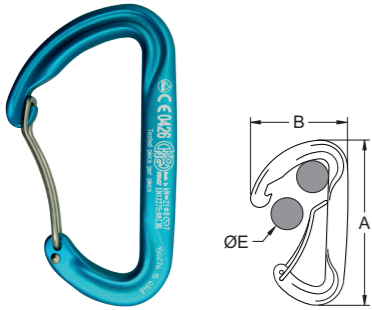
- Connettore dedicato a chi cerca il massimo della leggerezza e il minimo ingombro. Progettato per l'arrampicata sportiva e l'utilizzo su rinvio. Disponibile con leva dritta e sistema Keylock che permette un facile moschettonaggio allo spit, in versione con leva a filo ultraleggera e con ghiera a vite che lo rende uno dei più piccoli connettori da sosta presenti sul mercato.

### ARGON K - LIGHT ALLOY KEYLOCK



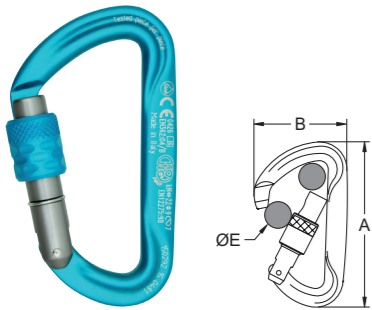
#	Size		Norm	Color					A	B	C	D	E	F
					kN	kN	kN	g	mm	mm	mm	mm	mm	mm
719DB0400KK	-	✓	CE EN 12275		22	9	7	36	93	52	-	-	17	-

### ARGON F - LIGHT ALLOY



#	Size		Norm	Color					A	B	C	D	E	F
					kN	kN	kN	g	mm	mm	mm	mm	mm	mm
908B00300KK	-	✓	CE EN 12275		21	8	7	31	93	52	-	-	18	-
908D00300KK	-	✓	CE EN 12275		21	8	7	31	93	52	-	-	18	-

### ARGON S - LIGHT ALLOY KEYLOCK



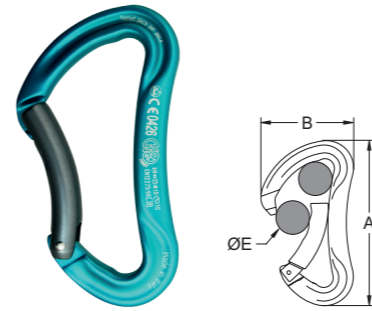
#	Size		Norm	Color					A	B	C	D	E	F
					kN	kN	kN	g	mm	mm	mm	mm	mm	mm
719NNNGANKK	-	✓	CE EN 12275		22	9	7	43	93	52	-	-	15	-
719BDB6ABKK	-	✓	CE EN 12275		22	9	7	43	93	52	-	-	15	-

## ARGON R

- Argon R is the doped-up version of the smaller Argon. The special curved shape provides a secure grip and fast clipping. The contact surfaces are wider to reduce wear and lengthen the life of the connector. The gate opening has been increased. Designed specifically as a rope connector for Argon quickdraws.

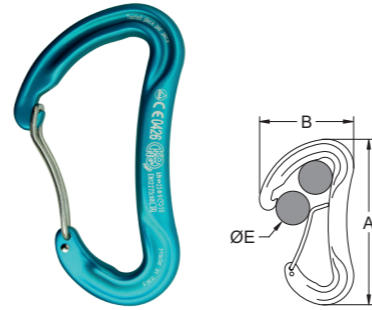
- Argon R è la versione anabolizzata del più compatto Argon. La speciale forma curva permettere una sicura presa della mano e un rapido moschettonaggio della corda. Le superfici di contatto sono più larghe per ridurre l'usura e il passaggio della corda è stato aumentato. Studiato appositamente come connettore da corda per i rinvi Argon.

### ARGON RK - LIGHT ALLOY KEYLOCK



#	Size		Norm	Color					A	B	C	D	E	F
					kN	kN	kN	g	mm	mm	mm	mm	mm	mm
729BD0400KK	-	✓	CE EN 12275		22	10	10	48	103	58	-	-	21	-

### ARGON RF - LIGHT ALLOY



#	Size		Norm	Color					A	B	C	D	E	F
					kN	kN	kN	g	mm	mm	mm	mm	mm	mm
909B00300KK	-	✓	CE EN 12275		23	9	10	39	103	59	-	-	21	-

## ERGO

- Compact and lightweight connector, with an ergonomic shape and high tensile strength.
- Available with a straight or bent gate, with a screw, express, auto block or twist lock sleeve and in the special double gate version with a durable wire gate.

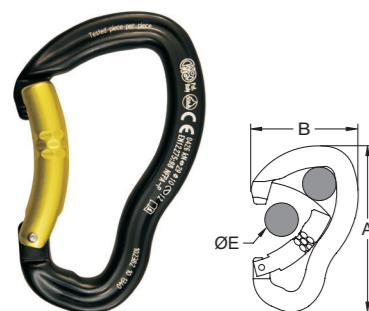
- Compatto e leggero, dalla forma ergonomica e con un elevato carico di rottura.
- Disponibile con leva dritta o curva, ghiera a vite, express, autoblock, twistlock e nella speciale versione double gate con resistente leva a filo.

### STRAIGHT GATE KEYLOCK



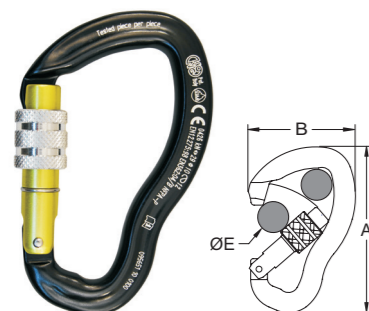
#	Size	Norm	Color	◀	▶	↻	⚙	A	B	C	D	E	F
				kN	kN	kN	g	mm	mm	mm	mm	mm	mm
793000100KK	-	✓	CE EN 12275		27	10	9	56	99	64	-	-	20
793NC0400KK	-	✓	CE EN 12275		27	10	9	56	99	64	-	-	20
793NN0400KK	-	✓	CE EN 12275		27	10	9	56	99	64	-	-	20

### BENT GATE KEYLOCK



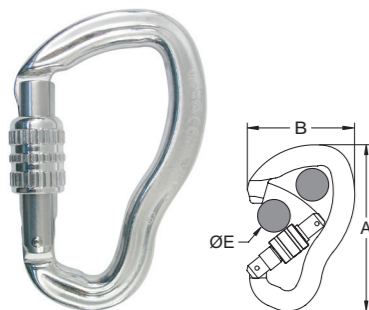
#	Size	Norm	Color	◀	▶	↻	⚙	A	B	C	D	E	F
				kN	kN	kN	g	mm	mm	mm	mm	mm	mm
763000100KK	-	✓	CE EN 12275		27	10	9	56	99	64	-	-	20
763NC0400KK	-	✓	CE EN 12275		27	10	9	56	99	64	-	-	20
763NN0400KK	-	✓	CE EN 12275		27	10	9	56	99	64	-	-	20

### SCREW SLEEVE KEYLOCK



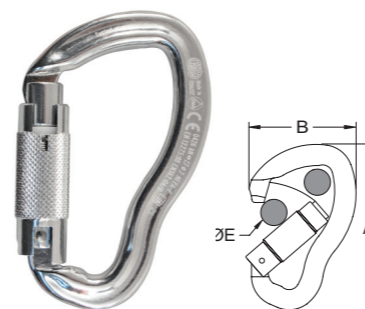
#	Size	Norm	Color	◀	▶	↻	⚙	A	B	C	D	E	F
				kN	kN	kN	g	mm	mm	mm	mm	mm	mm
7830001A1KK	-	✓	CE EN 12275 CE EN 362/B		27	10	9	58	99	64	-	-	19
783NCP4A1KK	-	✓	CE EN 12275 CE EN 362/B		27	10	9	58	99	64	-	-	19
783NNN6ANKK	-	✓	CE EN 12275 CE EN 362/B		27	10	9	58	99	64	-	-	19

### EXPRESS SLEEVE KEYLOCK



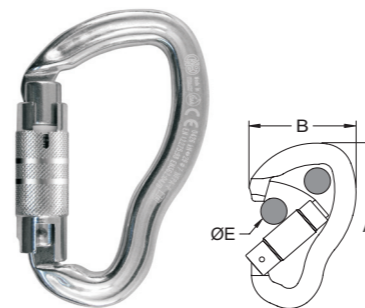
#	Size	Norm	Color	◀	▶	↻	⚙	A	B	C	D	E	F
				kN	kN	kN	g	mm	mm	mm	mm	mm	mm
7830001G1KK	-	✓	CE EN 12275 CE EN 362/B		27	10	-	62	99	64	-	-	19

## AUTO BLOCK KEYLOCK



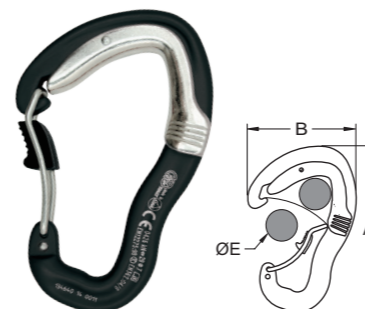
#	Size	Norm	Color	◀	▶	↻	⚙	A	B	C	D	E	F
				kN	kN	kN	g	mm	mm	mm	mm	mm	mm
7830001V1KK	-	✓	CE EN 12275 CE EN 362/B		27	7	-	67	99	64	-	-	17

## TWIST LOCK KEYLOCK



#	Size	Norm	Color	◀	▶	↻	⚙	A	B	C	D	E	F
				kN	kN	kN	g	mm	mm	mm	mm	mm	mm
7830001P1KK	-	✓	CE EN 12275 CE EN 362/B		27	7	-	65	99	64	-	-	17

## DOUBLE GATE



#	Size	Norm	Color	◀	▶	↻	⚙	A	B	C	D	E	F
				kN	kN	kN	g	mm	mm	mm	mm	mm	mm
907N003X3KK	-	✓	CE EN 12275/K CE EN 362/B		29	7	-	66	99	64	-	-	22

## HEAVY DUTY ALU

- High tensile aluminum carabiner with screw gate. Heavy Duty Alu is the aluminum connector with the highest strength in the range of aluminium carabiners of our production, 36 kN on major axis!
- The particular D shape prevents the rotation of the hook and allows distribution of most of the load along the stronger axis.
- Equipped with screw gate which makes it perfect for all professional applications.

- Moschettone ad alto carico in alluminio con ghiera a vite. Heavy Duty Alu è il connettore in alluminio con la più alta tenuta di carico della nostra produzione, ben 36 kN sull'asse maggiore!
- La particolare forma a D evita la rotazione del moschettone e permette di ripartire maggiormente il carico lungo l'asse più robusto.
- Dotato di ghiera a vite che lo rende perfetto per tutte le applicazioni professionali.

## SCREW SLEEVE



#	Size	Norm	Color	◀	▶	↻	⚙	A	B	C	D	E	F
				kN	kN	kN	g	mm	mm	mm	mm	mm	mm
785NNN6ANKK	-	✓	CE EN 12275/K CE EN 362/B		36	11	13	88	120	64	-	-	16

## TRAPPER

- Aluminum alloy connector available with a straight gate, bent gate or screw sleeve, and fitted with the Keylock system. Designed for use in quickdraws. The D shape transfers the majority of the load onto the main axis of the connector.

- Connettore da rinvio in lega d'alluminio disponibile con leva dritta, curva o ghiera a vite, dotato di sistema keylock. Progettato per l'arrampicata sportiva e l'utilizzo su rinvio. La forma a D trasferisce la maggioranza del carico sull'asse principale del connettore.

### STRAIGHT GATE KEYLOCK



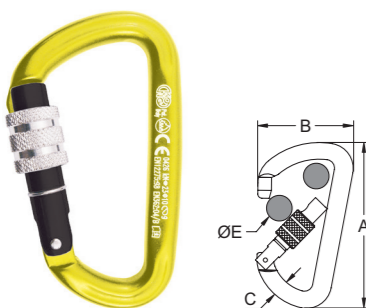
#	Size	CE	Norm	Color	◀	▶	↻	⚠	A	B	C	D	E	F
					kN	kN	kN	g	mm	mm	mm	mm	mm	mm
799000100KK	-	✓	CE EN 12275		23	10	9	55	98	58	10	-	19	-
799CN0400KK	-	✓	CE EN 12275		23	10	9	55	98	58	10	-	19	-
799BB0400KK	-	✓	CE EN 12275		23	10	9	55	98	58	10	-	19	-

### BENT GATE KEYLOCK



#	Size	CE	Norm	Color	◀	▶	↻	⚠	A	B	C	D	E	F
					kN	kN	kN	g	mm	mm	mm	mm	mm	mm
769000100KK	-	✓	CE EN 12275		23	10	9	52	98	58	10	-	19	-
769CN0400KK	-	✓	CE EN 12275		23	10	9	52	98	58	10	-	19	-
769BB0400KK	-	✓	CE EN 12275		23	10	9	52	98	58	10	-	19	-

### SCREW SLEEVE KEYLOCK



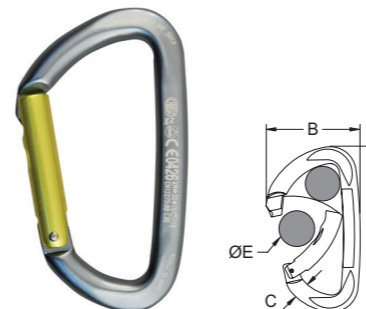
#	Size	CE	Norm	Color	◀	▶	↻	⚠	A	B	C	D	E	F
					kN	kN	kN	g	mm	mm	mm	mm	mm	mm
789CNP4A1KK	-	✓	CE EN 12275 CE EN 362/B		23	10	9	70	98	58	10	-	15	-
789NNN6ANKK	-	✓	CE EN 12275 CE EN 362/B		23	10	9	70	98	58	10	-	15	-

## GUIDE

- Heavy load aluminum alloy connector.  
- The generous size and wide gate opening make it practical and liked by both beginners and professionals.

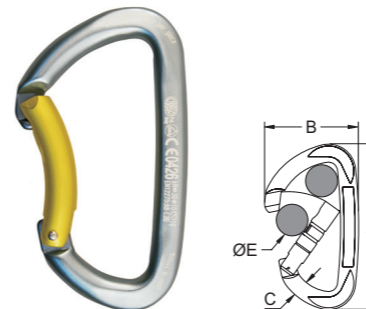
- Connettore in lega d'alluminio ad alto carico.  
- Le dimensioni generose e l'ampia apertura della leva lo rendono un prodotto pratico e trasversale apprezzato sia dai principianti che dai professionisti.

### STRAIGHT GATE KEYLOCK



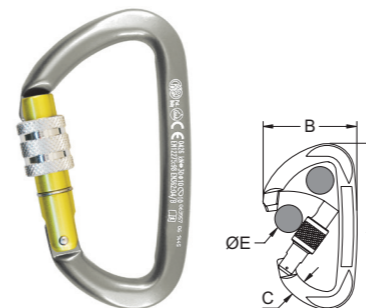
#	Size	CE	Norm	Color	◀	▶	↻	⚠	A	B	C	D	E	F
					kN	kN	kN	g	mm	mm	mm	mm	mm	mm
713000100KK	-	✓	CE EN 12275		30	10	10	66	110	62.5	11	-	22	-
713FC0400KK	-	✓	CE EN 12275		30	10	10	66	110	62.5	11	-	22	-
713NN0400KK	-	✓	CE EN 12275		30	10	10	66	110	62.5	11	-	22	-

### BENT GATE KEYLOCK



#	Size	CE	Norm	Color	◀	▶	↻	⚠	A	B	C	D	E	F
					kN	kN	kN	g	mm	mm	mm	mm	mm	mm
723FC0400KK	-	✓	CE EN 12275		30	10	10	65	110	62.5	11	-	22	-
723BP0300KK	-	✓	CE EN 12275		30	10	10	65	110	62.5	11	-	22	-
723NN0400KK	-	✓	CE EN 12275		30	10	10	65	110	62.5	11	-	22	-

### SCREW SLEEVE KEYLOCK



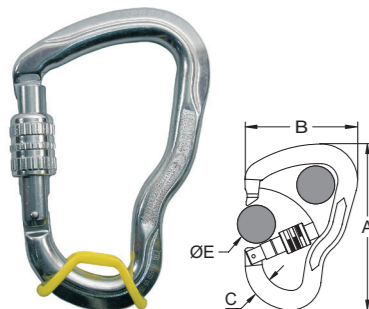
#	Size	CE	Norm	Color	◀	▶	↻	⚠	A	B	C	D	E	F
					kN	kN	kN	g	mm	mm	mm	mm	mm	mm
7330001A1KK	-	✓	CE EN 12275 CE EN 362/B		30	10	10	70	110	62.5	11	-	19	-
733FCP4A1KK	-	✓	CE EN 12275 CE EN 362/B		30	10	10	70	110	62.5	11	-	19	-
733RNP4A1KK	-	✓	CE EN 12275 CE EN 362/B		30	10	10	70	110	62.5	11	-	19	-

## FERRATA

- Aluminum alloy connector available with a screw, auto block or twist lock sleeve.
- Its special shape provides a large opening (up to 27 mm) and an excellent grip.
- Normally used on a lanyard or in via ferrata sets.

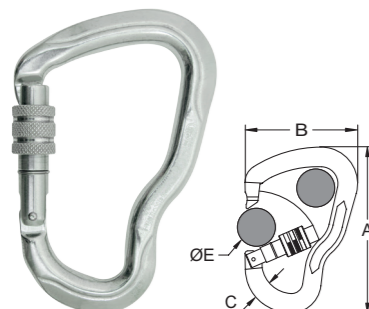
- Connettore in alluminio disponibile con ghiera a vite, autoblock e twistlock.
- La forma particolare garantisce una grande apertura (27 mm) e un'ottima impugnatura.
- Normalmente utilizzato su longe o set ferrata.

### EXPRESS SLEEVE



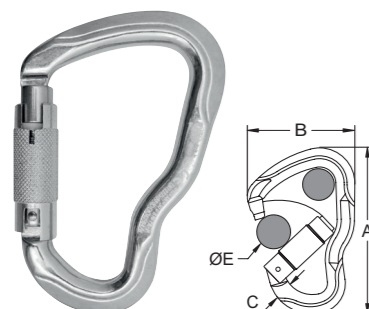
#	Size		Norm	Color					A	B	C	D	E	F
					kN	kN	kN	g	mm	mm	mm	mm	mm	mm
7780001G1KK	-	✓	CE EN 12275/K CE EN 362/B		30	10	-	90	117.5	80	14	-	27	-
778RPP3G1KK	-	✓	CE EN 12275/K CE EN 362/B		30	10	-	90	117.5	80	14	-	27	-

### SCREW SLEEVE



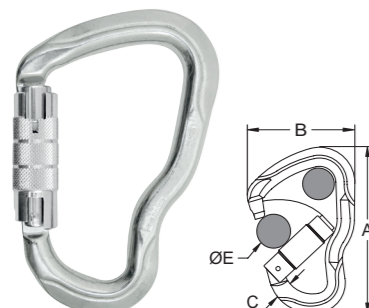
#	Size		Norm	Color					A	B	C	D	E	F
					kN	kN	kN	g	mm	mm	mm	mm	mm	mm
7780001A1KK	-	✓	CE EN 12275 CE EN 362/B		30	10	12	90	117.5	80	14	-	27	-
778NNG6ANKK	-	✓	CE EN 12275 CE EN 362/B		30	10	12	90	117.5	80	14	-	27	-

### AUTO BLOCK



#	Size		Norm	Color					A	B	C	D	E	F
					kN	kN	kN	g	mm	mm	mm	mm	mm	mm
7780001V1KK	-	✓	CE EN 12275/K CE EN 362/B		30	8	-	97	117.5	80	14	-	26	-
778RPP3V1KK	-	✓	CE EN 12275/K CE EN 362/B		30	8	-	97	117.5	80	14	-	26	-

### TWIST LOCK



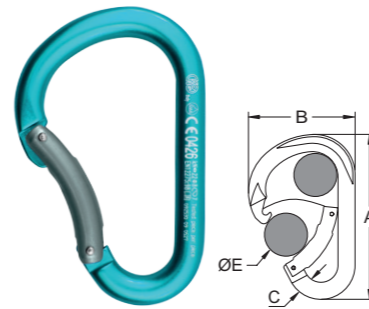
#	Size		Norm	Color					A	B	C	D	E	F
					kN	kN	kN	g	mm	mm	mm	mm	mm	mm
778RPP3P1KK	-	✓	CE EN 12275/K CE EN 362/B		30	9	-	96	117.5	80	14	-	26	-
7780001P1KK	-	✓	CE EN 12275/K CE EN 362/B		30	8	-	96	117.5	80	14	-	26	-

## PADDLE

- Initially designed for attaching the paddle of a kayak, this connector has found various applications due to its wide opening of up to 33.5 mm!

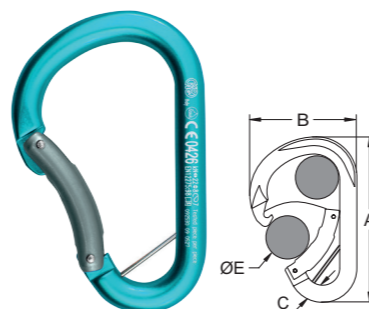
- Concepito inizialmente per agganciare il manico della pagaia da kayak, il Paddle ha trovato numerose applicazioni grazie alla notevole apertura di ben 33,5 mm!

### BENT GATE



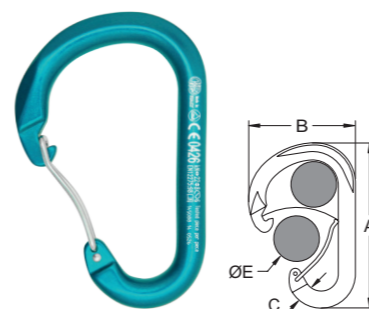
#	Size		Norm	Color					A	B	C	D	E	F
					kN	kN	kN	g	mm	mm	mm	mm	mm	mm
266000100KK	-	✓	CE EN 12275/H		22	8	6	80	116	75	12	-	35	-
266BD0400KK	-	✓	CE EN 12275/H		22	8	6	80	116	75	12	-	35	-
266RY0400KK	-	✓	CE EN 12275/H		22	8	6	80	116	75	12	-	35	-

### PADDLE BAR - BENT GATE



#	Size		Norm	Color					A	B	C	D	E	F
					kN	kN	kN	g	mm	mm	mm	mm	mm	mm
267000100KK	-	✓	CE EN 12275/H		22	8	6	81	116	75	12	-	32	-
267BD0405KK	-	✓	CE EN 12275/H		22	8	6	81	116	75	12	-	32	-

### PADDLE WIRE - BENT GATE



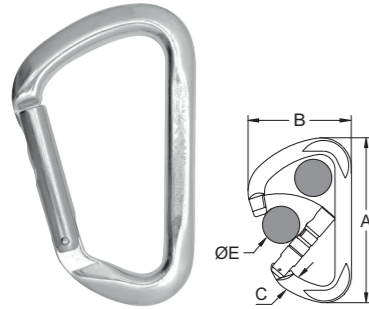
#	Size		Norm	Color					A	B	C	D	E	F
					kN	kN	kN	g	mm	mm	mm	mm	mm	mm
901000100KK	-	✓	CE EN 12275/H		22	8	6	71	116	75	12	-	33.5	-
901B00300KK	-	✓	CE EN 12275/H		22	8	6	71	116	75	12	-	33.5	-
901R00300KK	-	✓	CE EN 12275/H		22	8	6	71	116	75	12	-	33.5	-

## LARGE MULTIUSE

- Heavy load connector that combines a wide opening with compact size. Locking versions are recommended for use with manually operated descenders such as the Otto or Oka.

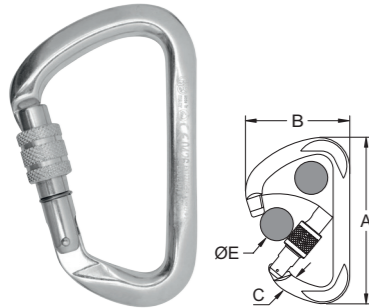
- Connettore ad alto carico che combina grande apertura e dimensioni compatte. Le versioni a ghiera sono consigliate per l'utilizzo con discensori a comando manuale quali l'Otto o l'Oka.

### STRAIGHT GATE



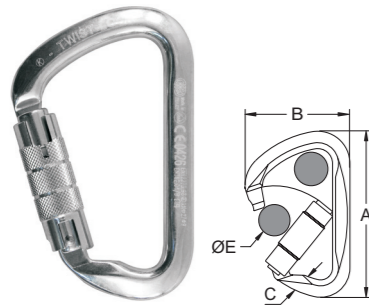
#	Size		Norm	Color					A	B	C	D	E	F
					kN	kN	kN	g	mm	mm	mm	mm	mm	mm
717000100KK	-	✓	CE EN 12275		27	9	9	65	112	72	11	-	25	-
717DB0400KK	-	✓	CE EN 12275		27	9	9	65	112	72	11	-	25	-

### SCREW SLEEVE



#	Size		Norm	Color					A	B	C	D	E	F
					kN	kN	kN	g	mm	mm	mm	mm	mm	mm
7370001A1KK	-	✓	CE EN 12275 CE EN 362/B		27	9	9	73	112	72	11	-	23	-
737DBD6ADKK	-	✓	CE EN 12275 CE EN 362/B		27	9	9	73	112	72	11	-	23	-
737NNN6ANKK	-	✓	CE EN 12275 CE EN 362/B		27	9	9	73	112	72	11	-	23	-

### TWIST LOCK



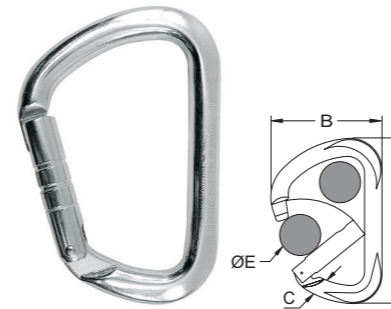
#	Size		Norm	Color					A	B	C	D	E	F
					kN	kN	kN	g	mm	mm	mm	mm	mm	mm
7370001P1KK	-	✓	CE EN 12275/K CE EN 362/B		27	9	-	78	110	72	11	-	22	-
737DPB5PBKK	-	✓	CE EN 12275/K CE EN 362/B		27	9	-	78	110	72	11	-	22	-
737NPN5PNKK	-	✓	CE EN 12275/K CE EN 362/B		27	9	-	78	110	72	11	-	22	-

## X-LARGE ALU

- The size and shape of this connector make it suitable for connecting different ropes and tapes, for organizing an anchor point, for belaying, or for descending with a single rope or half ropes.

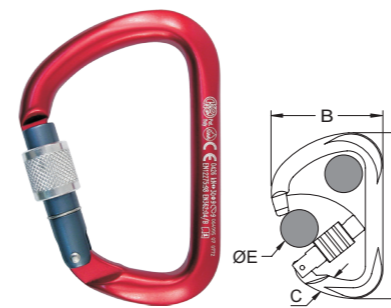
- La dimensione e la forma di questo connettore sono adatte per collegare diverse corde e fettucce, organizzare la sosta, assicurare o scendere in doppia con un mezzo barcaio, su corda singola o mezza corda.

### STRAIGHT GATE



#	Size		Norm	Color					A	B	C	D	E	F
					kN	kN	kN	g	mm	mm	mm	mm	mm	mm
910000100KK	-	✓	CE EN 12275		30	9	9	85	114	76.5	12	-	29	-

### SCREW SLEEVE



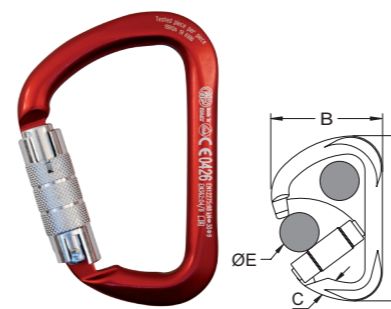
#	Size		Norm	Color					A	B	C	D	E	F
					kN	kN	kN	g	mm	mm	mm	mm	mm	mm
9110001A1KK	-	✓	CE EN 12275 CE EN 362/B		30	9	9	90	114	76.5	12	-	26.5	-
911NNN6ANKK	-	✓	CE EN 12275 CE EN 362/B		30	9	9	90	114	76.5	12	-	26.5	-
911RXP4A1KK	-	✓	CE EN 12275 CE EN 362/B		30	9	9	90	114	76.5	12	-	26.5	-

### AUTO BLOCK



#	Size		Norm	Color					A	B	C	D	E	F
					kN	kN	kN	g	mm	mm	mm	mm	mm	mm
9110001V1KK	-	✓	CE EN 12275 CE EN 362/B		30	9	-	95	114	76.5	12	-	26	-
911RPP3V1KK	-	✓	CE EN 12275 CE EN 362/B		30	9	-	95	114	76.5	12	-	26	-

### TWIST LOCK



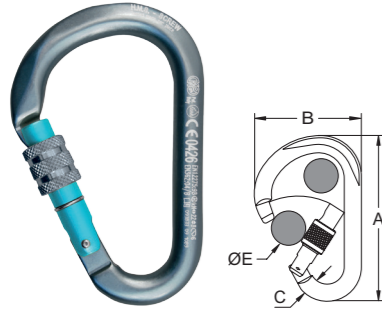
#	Size		Norm	Color					A	B	C	D	E	F
					kN	kN	kN	g	mm	mm	mm	mm	mm	mm
911RPP3P1KK	-	✓	CE EN 12275 CE EN 362/B		30	9	-	95	114	76.5	12	-	26	-

## H.M.S. CLASSIC

- The classic wide pear shape makes it suitable for belaying with a münter hitch. It can be used with all anchoring and belaying systems. The checkering on the sleeves provides better grip when wearing gloves.

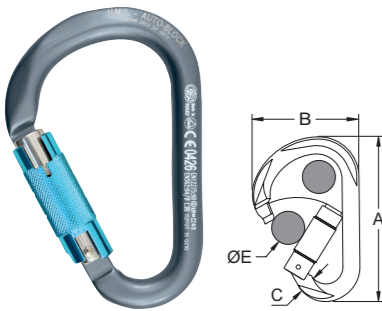
- La classica forma a base larga HMS a pera lo rende adatto per assicurazioni con nodo barcaio o mezzo barcaio. Possibilità di utilizzo con tutti i sistemi di ancoraggio e assicurazione, sia in sosta che collegati all'imbraco. La zigrinatura della ghiera favorisce l'utilizzo anche con i guanti.

### SCREW SLEEVE



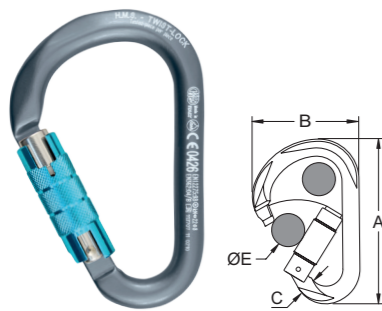
#	Size		Norm	Color					A	B	C	D	E	F
					kN	kN	kN	g	mm	mm	mm	mm	mm	mm
7860001A1KK	-	✓	CE EN 12275/H CE EN 362/B		22	8	6	88	116	78	12	-	25	-
786DBD6ADKK	-	✓	CE EN 12275/H CE EN 362/B		22	8	6	88	116	78	12	-	25	-
786RNP4A1KK	-	✓	CE EN 12275/H CE EN 362/B		22	8	6	88	116	78	12	-	25	-

### AUTO BLOCK



#	Size		Norm	Color					A	B	C	D	E	F
					kN	kN	kN	g	mm	mm	mm	mm	mm	mm
7860001V1KK	-	✓	CE EN 12275 CE EN 362/B		22	8	-	95	116	78	12	-	23	-
786RPP3V1KK	-	✓	CE EN 12275 CE EN 362/B		22	8	-	95	116	78	12	-	23	-
786DPB5VBKK	-	✓	CE EN 12275 CE EN 362/B		22	8	-	95	116	78	12	-	23	-

### TWIST LOCK



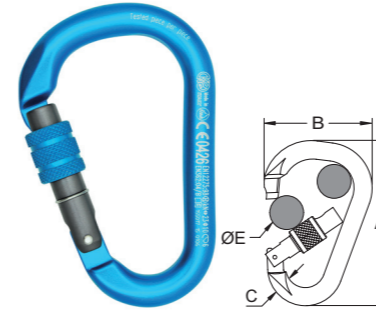
#	Size		Norm	Color					A	B	C	D	E	F
					kN	kN	kN	g	mm	mm	mm	mm	mm	mm
7860001P1KK	-	✓	CE EN 12275 CE EN 362/B		22	8	-	95	116	78	12	-	23	-
786DPB5PBKK	-	✓	CE EN 12275 CE EN 362/B		22	8	-	95	116	78	12	-	23	-

## H.M.S. NAPIK

- HMS connector of modern conception, lighter and more compact than the traditional HMS yet with a higher tensile strength.

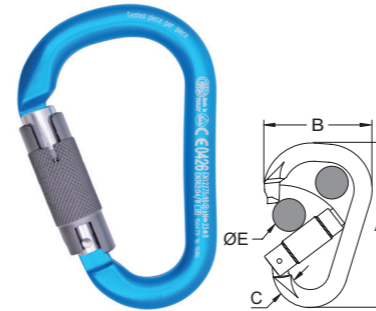
- Connettore HMS di concezione moderna, più compatto e leggero del tradizionale connettore HMS e con un carico di rottura superiore.

### SCREW SLEEVE



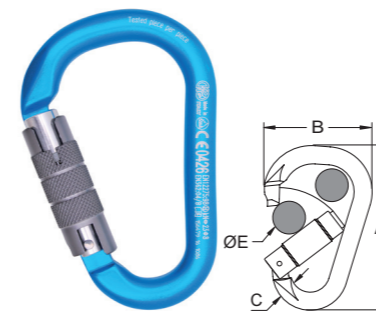
#	Size		Norm	Color					A	B	C	D	E	F
					kN	kN	kN	g	mm	mm	mm	mm	mm	mm
9570001A1KK	-	✓	CE EN 12275/H CE EN 362/B		23	10	6	80	110	71.5	12	-	23	-
957NNN6ANKK	-	✓	CE EN 12275/H CE EN 362/B		23	10	6	80	110	71.5	12	-	23	-
9570FP4A1KK	-	✓	CE EN 12275/H CE EN 362/B		23	10	6	80	110	71.5	12	-	23	-
957BDB6ABKK	-	✓	CE EN 12275/H CE EN 362/B		23	10	6	80	110	71.5	12	-	23	-

### AUTO BLOCK



#	Size		Norm	Color					A	B	C	D	E	F
					kN	kN	kN	g	mm	mm	mm	mm	mm	mm
957RPP3V1KK	-	✓	CE EN 12275 CE EN 362/B		23	8	-	91	110	71.5	12	-	23	-
957BPD5VDKK	-	✓	CE EN 12275 CE EN 362/B		23	8	-	91	110	71.5	12	-	23	-

### TWIST LOCK



#	Size		Norm	Color					A	B	C	D	E	F
					kN	kN	kN	g	mm	mm	mm	mm	mm	mm
9570001P1KK	-	✓	CE EN 12275 CE EN 362/B		23	8	-	89	116	78	12	-	23	-
957RPP3P1KK	-	✓	CE EN 12275 CE EN 362/B		23	8	-	89	116	78	12	-	23	-
957BPD5PDKK	-	✓	CE EN 12275 CE EN 362/B		23	8	-	89	116	78	12	-	25	-

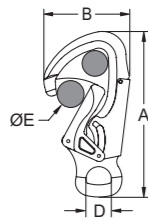


## TANGO

- Hot forged aluminum connector with a double gate.
- Ideal for positioning lanyards and via ferrata sets.

- Connettore in alluminio forgiato a caldo con doppia leva di sicurezza.
- Ideale per realizzare longe di posizionamento e set ferrata.

### DOUBLE GATE



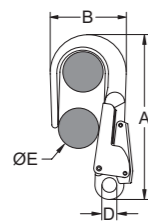
#	Size		Norm	Color					A	B	C	D	E	F
					kN	kN	kN	g	mm	mm	mm	mm	mm	mm
71500NNX2KK	-	-	CE EN 362/T - NFPA-T CE EN 12275/K		33	10	15	132	136	70	-	19	26	-
71500BPX2KK	-	-	CE EN 362/T - NFPA-T CE EN 12275/K		33	10	15	132	136	70	-	19	26	-
71500RPX2KK	-	-	CE EN 362/T - NFPA-T CE EN 12275/K		33	10	15	132	136	70	-	19	26	-

## QUEEDY

- Kong Queedy, aluminum connector for use in scaffolding and work protection systems. Double gate and wide gate opening.

- Connettore in alluminio Kong Queedy per ponteggio/impalcature e sicurezza in ambiente di lavoro. Sblocco a doppia leva e grande apertura.

### DOUBLE GATE

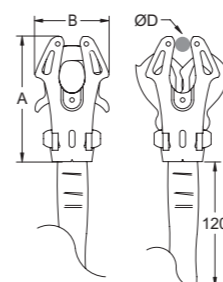


#	Size		Norm	Color					A	B	C	D	E	F
					kN	kN	kN	g	mm	mm	mm	mm	mm	mm
71624P1X2KK	-	-	CE EN 362/A		24	-	-	460	240	110	-	21	56	-
71635N3X2KK	-	-	CE EN 362/A		24	-	-	950	350	165	-	27	105	-

## FROG

- The Kong Frog is a revolutionary directional connector which closes automatically when it touches the anchor point.
- Updated version with improved opening up to 12.7mm.
- Also suitable for metal cables.

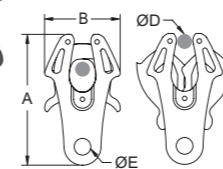
- Frog è un connettore rivoluzionario che si chiude automaticamente entrando in contatto con l'ancoraggio.
- Versione aggiornata con apertura aumentata a 12,7mm.
- Adatto anche per utilizzo su cavi metallici.



Watch the video  
Guarda il video

#	Size		Norm	Color					A	B	C	D	E	F
					kN	kN	kN	g	mm	mm	mm	mm	mm	mm
704012000KK	-	✓	CE EN 362/A/T CE EN 12275/A		22	-	-	74	86	51	-	12.7	-	-

## FROG CABLE



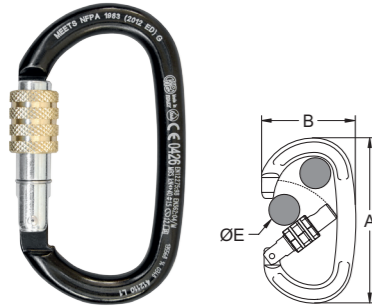
#	Size		Norm	Color					A	B	C	D	E	F
					kN	kN	kN	g	mm	mm	mm	mm	mm	mm
7002NN400KK	-	✓	CE EN 362/A/T CE EN 12275/A		25	-	-	50	89	51	-	12.7	-	-

## OVALONE

- Oval connector with a wide opening. Ideal for heavy duty applications and for connection to structural anchors, lifelines, etc...
- Available in carbon steel, stainless steel and light aluminum alloy versions; with screw, auto block and twist lock sleeves in the standard version and also a high load ANSI certified version.
- Equipped with the Keylock system.

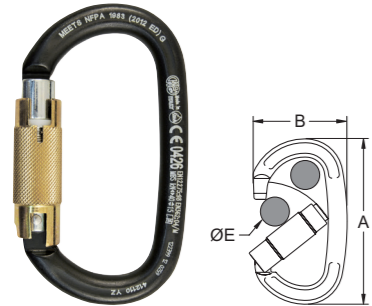
- Connettore ovale ad ampia apertura. Ideale per impieghi gravosi e per il collegamento ad ancoraggi strutturali, linee vita, ecc...
- Disponibile in acciaio al carbonio, acciaio inossidabile e lega leggera d'alluminio, con ghiera a vite, autoblock e twist lock standard e ad alto carico certificata ANSI.
- Dotato di sistema keylock.

### SCREW SLEEVE



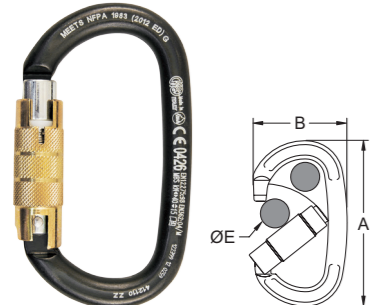
#	Size		Norm	Color					A	B	C	D	E	F
									mm	mm	mm	mm	mm	mm
412110ZL1KK	-	✓	EN 12275 NFPA-G - CE EN 362/M		40	15	12	205	110	62.6	-	-	20	-

### AUTO BLOCK



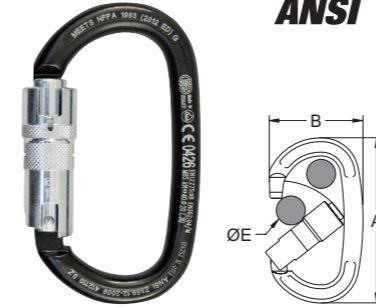
#	Size		Norm	Color					A	B	C	D	E	F
									mm	mm	mm	mm	mm	mm
412110ZYZKK	-	✓	EN 12275 NFPA-G - CE EN 362/M		40	15	-	210	110	62.6	-	-	20	-

### TWIST LOCK



#	Size		Norm	Color					A	B	C	D	E	F
									mm	mm	mm	mm	mm	mm
412110ZZZKK	-	✓	EN 12275 NFPA-G - CE EN 362/M		40	15	-	210	110	62.6	-	-	20	-

### ANSI - AUTO BLOCK



#	Size		Norm	Color					A	B	C	D	E	F
									mm	mm	mm	mm	mm	mm
412110ZOZKK	-	✓	EN 12275 NFPA-G - CE EN 362/M ANSI Z359.12		40	20	-	220	110	62.6	-	-	19	-

### ANSI - TWIST LOCK



#	Size		Norm	Color					A	B	C	D	E	F
									mm	mm	mm	mm	mm	mm
412110ZTZKK	-	✓	EN 12275 NFPA-G - CE EN 362/M ANSI Z359.12		40	20	-	220	110	62.6	-	-	19	-



## OVALONE DNA

- Special "helical shaped" connector with twisted body and circular section, a must when a "disaxed" load is required.
- It allows 90° rotation of any connected device (descenders, rope clamps, fall arresters, etc...), optimizing the operating condition.

- Speciale connettore "elicoidale" con corpo ritorto a sezione circolare, essenziale quando è richiesto un carico "disassato".
- Consente di ruotare di circa 90° qualsiasi dispositivo venga inserito (discensori, bloccanti, anticaduta, ecc...), ottimizzandone la condizione operativa.

### AUTO BLOCK



#	Size	Norm	Color	◀	▶	↻	⚙	A	B	C	D	E	F
				kN	kN	kN	g	mm	mm	mm	mm	mm	mm
414110ZOZKK	-	CE EN 362/B		40	-	-	215	108	63	-	-	19	-

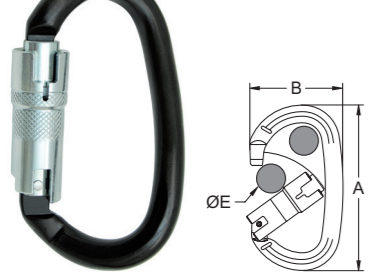
### TWIST LOCK



#	Size	Norm	Color	◀	▶	↻	⚙	A	B	C	D	E	F
				kN	kN	kN	g	mm	mm	mm	mm	mm	mm
414110TZKZK	-	CE EN 362/B		40	-	-	215	108	63	-	-	19	-

### ANSI - AUTO BLOCK

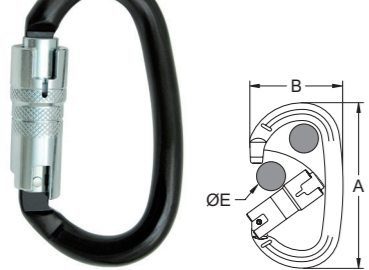
**ANSI**



#	Size	Norm	Color	◀	▶	↻	⚙	A	B	C	D	E	F
				kN	kN	kN	g	mm	mm	mm	mm	mm	mm
414110ZYZKK	-	ANSI/ASSE Z359.12		40	16	12	230	108	65	-	-	18	-

### ANSI - TWIST LOCK

**ANSI**



#	Size	Norm	Color	◀	▶	↻	⚙	A	B	C	D	E	F
				kN	kN	kN	g	mm	mm	mm	mm	mm	mm
414110ZZZKK	-	ANSI/ASSE Z359.12		40	16	12	230	108	65	-	-	18	-

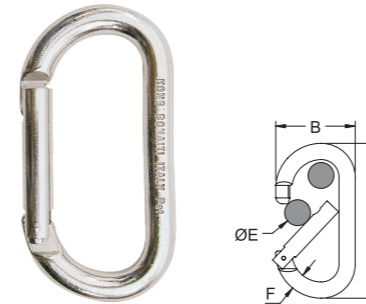


## OVAL CLASSIC

- Oval connector with a circular rod which makes it recommended for use with mobile devices (pulleys, blockers, fall arresters...).
- Equipped with a screw sleeve and suitable for professional applications.
- The Keylock system prevents any accidental entanglement in the rope or anchor point.

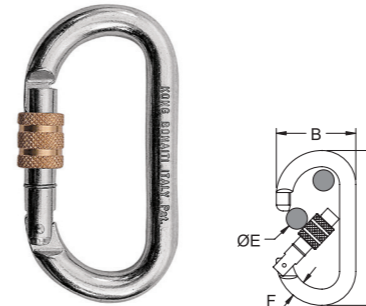
- Connettore ovale con corpo a sezione circolare che lo rende consigliato per l'utilizzo con dispositivi mobili (carrucole, bloccanti, anticaduta...).
- Dotato di ghiera a vite che lo rende utilizzabile anche per applicazioni professionali.
- Sistema keylock che evita qualunque impiglio accidentale della corda o nel punto di ancoraggio.

### STRAIGHT GATE



#	Size	Norm	Color	◀	▶	↻	⚙	A	B	C	D	E	F
				kN	kN	kN	g	mm	mm	mm	mm	mm	mm
463100Z00KK	10	CE EN 12275/X		24	10	6	140	106.5	54	-	-	18	11

### SCREW SLEEVE



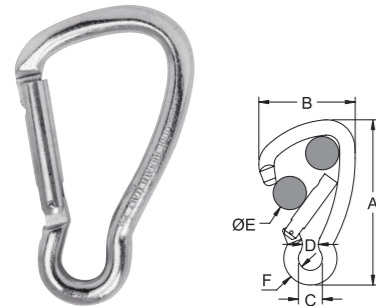
#	Size	Norm	Color	◀	▶	↻	⚙	A	B	C	D	E	F
				kN	kN	kN	g	mm	mm	mm	mm	mm	mm
462100ZC1KK	10	CE EN 12275 CE EN 362/B		24	10	7	176	106.5	54	-	-	16	11

## HARNESS

- Asymmetric connector.
- Ideal, if made of aluminum, as a keyholder or for hanging small items from packs. If made of stainless steel, for yachting or, if made of carbon steel, for work.

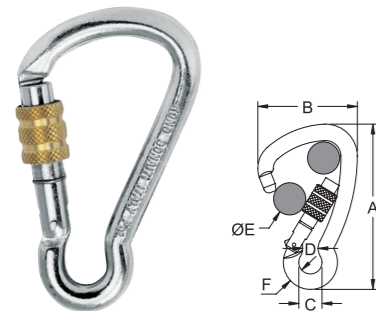
- Connettore asimmetrico.
- Ideale, se in alluminio, come portachiavi o per appendere piccoli oggetti allo zaino, se in inox, per uso nautico o, se in ferro, per uso sul lavoro.

### STRAIGHT GATE



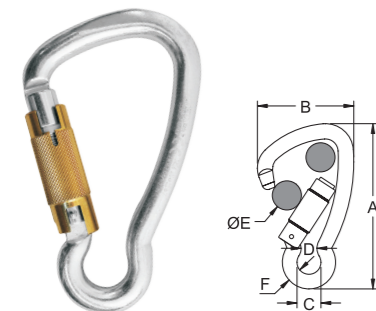
#	Size		Norm	Color					A	B	C	D	E	F
435050Z00KK	5	-	-		150 kg	-	-	17	52	33.5	7.5	5.5	9	5
435060Z00KK	6	-	-		150 kg	-	-	31	65	41	8.5	7	12	6
435080Z00KK	8	-	-		9	-	-	74	85.5	52	12	9	18	8
435100Z00KK	10	-	-		17	-	-	141	101	60.5	13	10	19	10
435120Z00KK	12	-	-		22	-	-	206	124	72.5	17.5	14	25	11

### SCREW SLEEVE



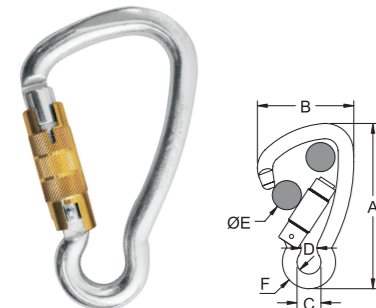
#	Size		Norm	Color					A	B	C	D	E	F
436080ZC1KK	8	-	-		9	-	-	80	85	52	12	9	17	8
436100ZC1KK	10	-	-		17	-	-	152	102	60	13	10	17	10
436120ZC1KK	12	-	CE EN 362/B		22	7	-	218	124	72.5	17.5	13.5	23	11

### AUTO BLOCK



#	Size		Norm	Color					A	B	C	D	E	F
436120ZYZZK	12	-	CE EN 362/B		22	7	-	240	124	72.5	17.5	13.5	22	11

### TWIST LOCK



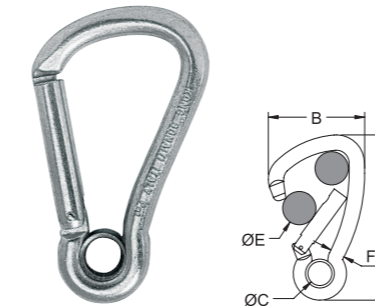
#	Size		Norm	Color					A	B	C	D	E	F
436120ZZZZK	12	-	CE EN 362/B		22	7	-	227	124	72.5	17.5	13.5	22	11

## HARNESS EYE

- Asymmetric connector with a straight gate and captive eye, available in different materials.

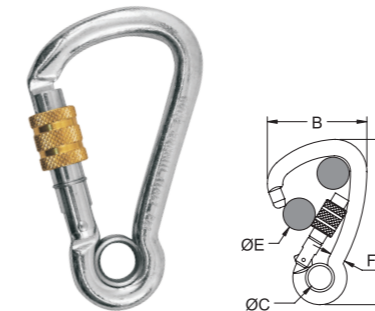
- Connettore asimmetrico con leva dritta e occhiolo, disponibile in diversi materiali.

### STRAIGHT GATE



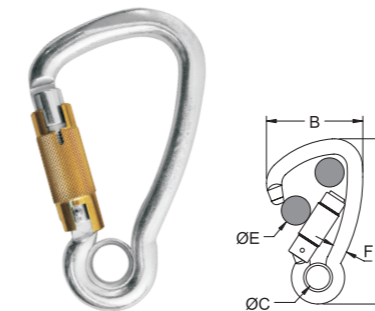
#	Size		Norm	Color					A	B	C	D	E	F
437050Z00KK	5	-	-		150 kg	-	-	18	52.5	33	6	-	9	5
437060Z00KK	6	-	-		150 kg	-	-	32	65	41	6.5	-	12	6
437080Z00KK	8	-	-		9	-	-	75	85.5	52.5	10	-	18	8
437100Z00KK	10	-	-		17	-	-	142	102	60	11	-	19	10
437120Z00KK	12	-	-		22	-	-	209	124	72.5	15	-	25	11

### SCREW SLEEVE



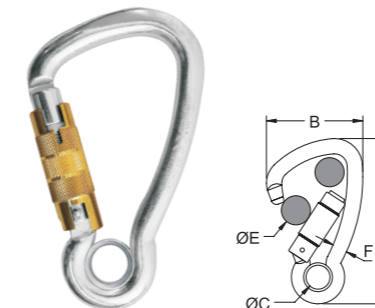
#	Size		Norm	Color					A	B	C	D	E	F
438080ZC1KK	8	-	-		9	-	-	83	85	52	10	-	15	8
438100ZC1KK	10	-	-		17	-	-	155	102	60	11	-	16	10
438120ZC1KK	12	-	CE EN 362/B		22	7	-	221	124	72.5	14.5	-	23	11

### AUTO BLOCK



#	Size		Norm	Color					A	B	C	D	E	F
438120ZYZZK	12	-	CE EN 362/B		22	7	-	243	124	72.5	15	-	22	11

### TWIST LOCK



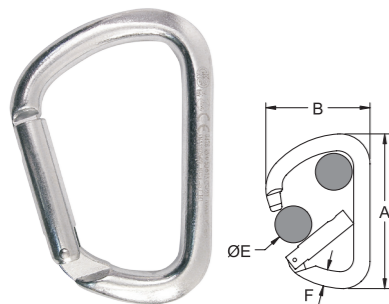
#	Size		Norm	Color					A	B	C	D	E	F
438120ZZZZK	12	-	CE EN 362/B		22	7	-	235	124	72.5	15	-	22	11

## X-LARGE

- Connector with a wide opening and high tensile strength. The D shape prevents connector rotation and allows the load to be weighted along the major axis.
- Available in different materials (alu alloy, carbon steel and stainless steel) and with different sleeves (screw, auto block and twist lock, plus a version conforming to the ANSI norm).
- Carbon steel version available with a special burnished finishing that allows greater visibility of the laser marking.

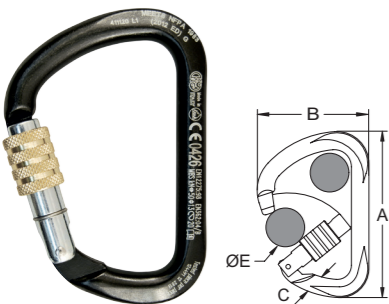
- Connettore con ampia apertura ed elevato carico di rottura. La forma a D evita la rotazione del connettore e permette di distribuire il carico lungo l'asse maggiore.
- Disponibile in differenti materiali (lega d'alluminio, acciaio al carbonio e acciaio inox) e con diverse ghiere (a vite, autoblock e twistlock anche in versione certificata ANSI)
- Nella versione in acciaio al carbonio è disponibile la speciale finitura brunita che permette una maggiore visibilità della marcatura.

### STRAIGHT GATE



#	Size		Norm	Color					A	B	C	D	E	F
410120Z00KK	-	✓	CE EN 12275		50	13	20	235	113	77	-	-	28	12

### SCREW SLEEVE



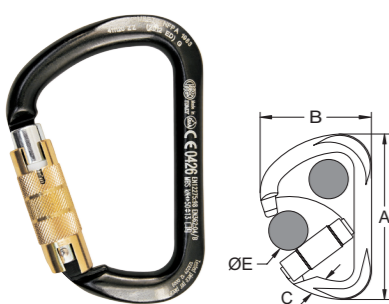
#	Size		Norm	Color					A	B	C	D	E	F
411120ZL1KK	-	✓	CE EN 12275 CE EN 362/B		50	13	20	240	114	76.5	12	-	26.5	-

### AUTO BLOCK



#	Size		Norm	Color					A	B	C	D	E	F
411120ZYZKK	-	✓	CE EN 12275 CE EN 362/B		50	15	-	240	114	76.5	12	-	26	-

### TWIST LOCK



#	Size		Norm	Color					A	B	C	D	E	F
411120ZZZKK	-	✓	CE EN 12275 CE EN 362/B		50	13	-	240	114	76.5	12	-	26	-

### ANSI - AUTO BLOCK



#	Size		Norm	Color					A	B	C	D	E	F
411120Z0ZKK	-	✓	EN 12275 NFPA-G - CE EN 362/M ANSI 359.12		50	20	-	265	114	76.5	12	-	25	-

### ANSI - TWIST LOCK



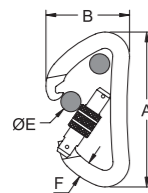
#	Size		Norm	Color					A	B	C	D	E	F
411120ZTZKK	-	✓	EN 12275 NFPA-G - CE EN 362/M ANSI 359.12		50	20	-	265	114	76.5	12	-	25	-

## HEAVY DUTY PLUS

- High tensile strength connector with a screw gate.
- Heavy Duty Plus is the connector with the highest strength in our production range, with 60 kN (carbon steel version) on the major axis!
- The particular D shape prevents connector rotation and allows most of the load to be weighted along the major axis.
- Equipped with a screw sleeve which makes it perfect for professional applications.

- Connettore ad alto carico con ghiera a vite.
- Heavy Duty Plus è il connettore con la più alta tenuta di carico della nostra produzione, ben 60 kN (versione in acciaio) e sull'asse maggiore!
- La particolare forma a D evita la rotazione del connettore e permette di ripartire maggiormente il carico lungo l'asse più robusto.
- Dotato di ghiera a vite che lo rende perfetto per tutte le applicazioni professionali.

**SCREW SLEEVE** **The strongest connector.**  
Il più resistente.



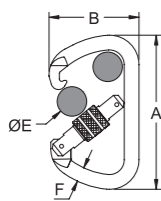
#	Size		Norm	Color					A	B	C	D	E	F
					kN	kN	kN	g	mm	mm	mm	mm	mm	mm
472120ZC1KK	12	✓	CE EN 12275 CE EN 362/M - NFPA-G		60	15	25	232	120	64	-	-	16.5	11

## “D” STRONG

- Tempered steel oval connector with a slightly asymmetrical body and circular rod which makes it recommended for use with mobile devices (pulleys, blockers, fall arresters...).
- The special surface finishing makes it incredibly durable. 42 kN on the major axis!
- Equipped with a screw sleeve which makes it perfect for professional applications.

- Connettore ovale in acciaio temprato con corpo leggermente asimmetrico a sezione circolare che lo rende consigliato per l'utilizzo con dispositivi mobili (carrucole, bloccanti, anticaduta...).
- Lo speciale trattamento superficiale lo rende incredibilmente resistente, ben 42 kN sull'asse maggiore!
- Dotato di ghiera a vite che lo rende perfetto per tutte le applicazioni professionali.

**SCREW SLEEVE**



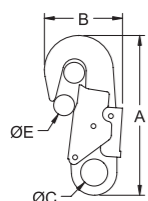
#	Size		Norm	Color					A	B	C	D	E	F
					kN	kN	kN	g	mm	mm	mm	mm	mm	mm
465100ZC1KK	10	✓	CE EN 12275 CE EN 362/M - NFPA-G		42	15	11	168	104.5	59	-	-	21	10

## DOUBLE GATE

- Carbon steel double gate connector for use in work protection systems.

- Connettore in acciaio al carbonio, ideale per uso in ambiente di lavoro, industria, edilizia; utile per costruire sistemi di protezione/arresto caduta / posizionamento.

**DOUBLE GATE**



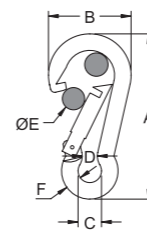
#	Size		Norm	Color					A	B	C	D	E	F
					kN	kN	kN	g	mm	mm	mm	mm	mm	mm
416130ZX1KK	12	-	CE EN 362/B		24	-	-	230	128.5	54.5	21.5	-	17	-

## CLASSIC

- Classical symmetric connector made of carbon steel, with a dovetail locking system.
- Available in 10 sizes.

- Connettore classico simmetrico, realizzato in acciaio al carbonio, con chiusura a coda di rondine.
- Disponibile in 10 misure.

**STRAIGHT GATE**



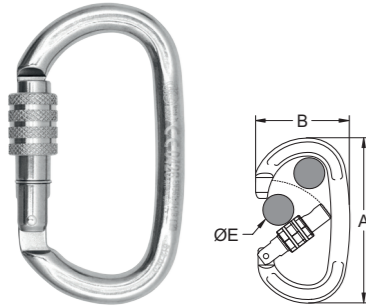
#	Size		Norm	Color					A	B	C	D	E	F
					kN	kN	kN	g	mm	mm	mm	mm	mm	mm
401040Z00XK	4	-	-		-	-	-	8	42	20	6	5.5	6	4
401050Z00XK	5	-	-		-	-	-	15	51.5	24.5	8	6.5	7	5
401060Z00XK	6	-	-		-	-	-	25	59.5	29.5	9	8	8	6
401070Z00XK	7	-	-		-	-	-	41	70	34	11.5	10	9	7
401080Z00XK	8	-	-		-	-	-	62	82	39.5	12	9.5	11	8
401090Z00XK	9	-	-		-	-	-	92	90.5	45	13.5	10	12	9
401100Z00XK	10	-	-		-	-	-	125	102	50.5	16.5	11	15	10
401120Z00XK	12	-	-		-	-	-	179	120	56	18	14	16	11
401140Z00XK	14	-	-		-	-	-	247	140	66.5	20	13.5	21.5	12
401160Z00XK	16	-	-		-	-	-	340	160	79	22	16.5	28	13

## OVALONE

- Oval connector with a wide opening. Ideal for heavy duty applications and for connection to structural anchors, lifelines, etc...
- Available in carbon steel, stainless steel and light aluminum alloy versions; with screw, auto block and twist lock sleeves in the standard version and also a high load ANSI certified version.
- Equipped with the Keylock system.

- Connettore ovale ad ampia apertura. Ideale per impieghi gravosi e per il collegamento ad ancoraggi strutturali, linee vita, ecc...
- Disponibile in acciaio al carbonio, acciaio inossidabile e lega leggera d'alluminio, con ghiera a vite, autoblock e twist lock standard e ad alto carico certificata ANSI.
- Dotato di sistema keylock.

### SCREW SLEEVE



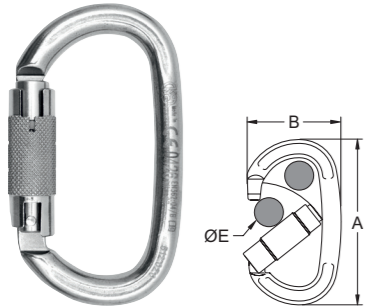
#	Size		Norm	Color					A	B	C	D	E	F
					kN	kN	kN	g	mm	mm	mm	mm	mm	mm
5121100L3KK	-	✓	CE EN 362/B		27	-	-	215	110	62	-	-	21	-

### ANSI - AUTO BLOCK



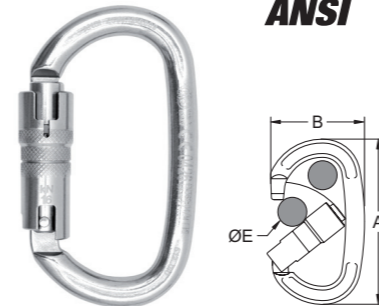
#	Size		Norm	Color					A	B	C	D	E	F
					kN	kN	kN	g	mm	mm	mm	mm	mm	mm
5121100K1KK	-	✓	CE EN 362/M ANSI 359.12		27	-	-	240	110	62	-	-	19	-

### AUTO BLOCK



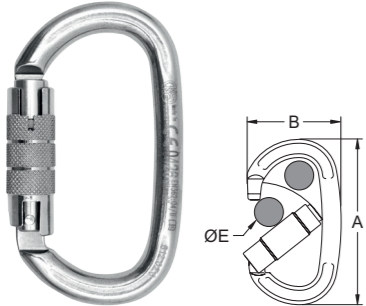
#	Size		Norm	Color					A	B	C	D	E	F
					kN	kN	kN	g	mm	mm	mm	mm	mm	mm
5121100Y3KK	-	✓	CE EN 362/B		27	-	-	230	110	62	-	-	21	-

### ANSI - TWIST LOCK



#	Size		Norm	Color					A	B	C	D	E	F
					kN	kN	kN	g	mm	mm	mm	mm	mm	mm
5121100I1KK	-	✓	CE EN 362/M ANSI 359.12		27	-	-	240	110	62	-	-	19	-

### TWIST LOCK

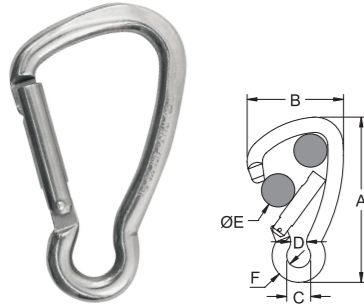


#	Size		Norm	Color					A	B	C	D	E	F
					kN	kN	kN	g	mm	mm	mm	mm	mm	mm
5121100Z3KK	-	✓	CE EN 362/B		27	-	-	230	110	62	-	-	21	-

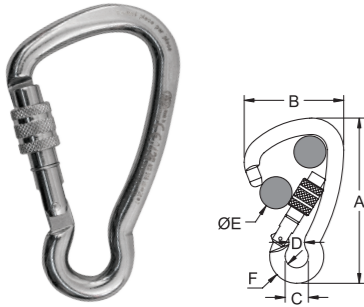
# HARNESS

- Asymmetric connector, wide opening, higher load compared to traditional symmetric connectors.  
- Ideal, if made of aluminum, as a keyholder or for hanging small items from packs. If made of stainless steel, for yachting or, if made of carbon steel, for work.

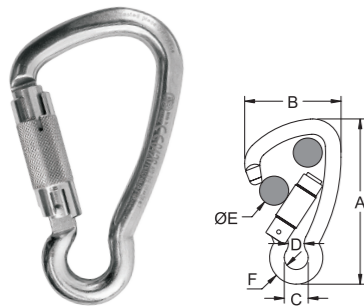
- Connettore asimmetrico, ampia apertura, carico superiore rispetto ai tradizionali connettori simmetrici.  
- Ideale, se in alluminio, come portachiavi o per appendere piccoli oggetti allo zaino, se in inox, per uso nautico o, se in ferro, per uso sul lavoro.

**STRAIGHT GATE KEYLOCK**


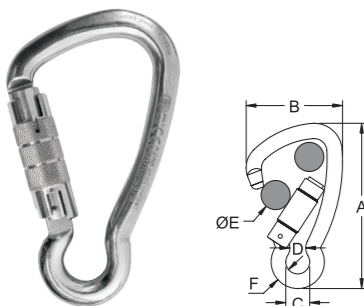
#	Size	Norm	Color	◀	⬇	↻	⚠	A	B	C	D	E	F
				kN	kN	kN	g	mm	mm	mm	mm	mm	mm
535050000KK	5	-	□□	350 kg	-	-	18	53	33.5	8	5	11	5
53505BB04KK	5	-	■■	350 kg	-	-	18	53	33.5	8	5	11	5
535060000KK	6	-	□□	500 kg	-	-	32	65	41	8.5	7	14	6
53506BB04KK	6	-	■■	500 kg	-	-	32	65	41	8.5	7	14	6
535080000KK	8	-	□□	15	-	-	76	85.5	51.5	12	9	17	8
53508BB04KK	8	-	■■	15	-	-	76	85.5	51.5	12	9	17	8
535100000KK	10	-	□□	22	-	-	145	101.5	60	13.5	10.5	18	10
53510BB04KK	10	-	■■	22	-	-	145	101.5	60	13.5	10.5	18	10
535120000KK	12	-	□□	28	-	-	212	124	73	17	13.5	26	11
53512BB04KK	12	-	■■	28	-	-	212	124	73	17	13.5	26	11
535200000KK	20	-	□□	24	-	-	518	206.5	132	30	25	56	13

**SCREW SLEEVE KEYLOCK**


#	Size	Norm	Color	◀	⬇	↻	⚠	A	B	C	D	E	F
				kN	kN	kN	g	mm	mm	mm	mm	mm	mm
5360800C3KK	8	-	□□□	15	-	-	82	85.5	51.5	12	9.5	16	8
5360800J1KK	8	-	□□□	15	-	-	82	86	52.5	12	9.5	16	8
5361000C3KK	10	-	CE EN 362/B	22	7	-	157	102.5	60	13	11	16	10
5361000J1KK	10	-	CE EN 362/B	22	7	-	150	103.5	61	13.5	11	16	10
5361200C3KK	12	-	CE EN 362/B	28	7	-	225	124	72.5	17	14	22	11

**AUTO BLOCK KEYLOCK**


#	Size	Norm	Color	◀	⬇	↻	⚠	A	B	C	D	E	F
				kN	kN	kN	g	mm	mm	mm	mm	mm	mm
5361200Y3KK	12	-	CE EN 362/B	28	7	-	246	125	73	17.5	13.5	22	11

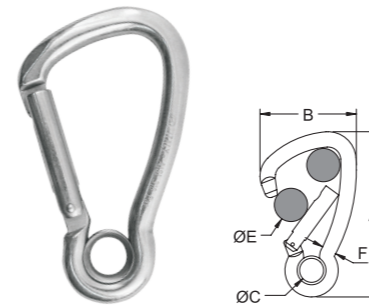
**TWIST LOCK KEYLOCK**


#	Size	Norm	Color	◀	⬇	↻	⚠	A	B	C	D	E	F
				kN	kN	kN	g	mm	mm	mm	mm	mm	mm
5361200Z3KK	12	-	CE EN 362/B	28	7	-	243	124	72.5	17	14	22	11

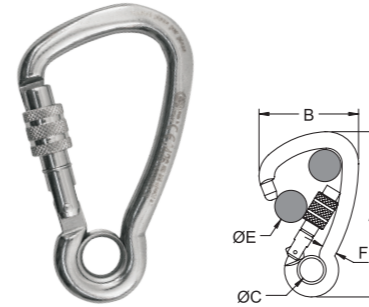
# HARNESS EYE

- Asymmetric connector with a straight gate and captive eye, available in different materials.

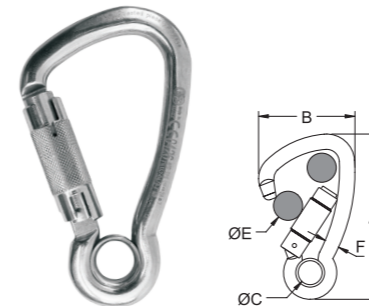
- Connettore asimmetrico con leva dritta e occhio, disponibile in diversi materiali.

**STRAIGHT GATE KEYLOCK**


#	Size	Norm	Color	◀	⬇	↻	⚠	A	B	C	D	E	F
				kN	kN	kN	g	mm	mm	mm	mm	mm	mm
537050000KK	5	-	□□	350 kg	-	-	18	53	33.5	7	-	11	5
53705BB04KK	5	-	■■	350 kg	-	-	18	53	33.5	7	-	11	5
537060000KK	6	-	□□	500 kg	-	-	33	65	41.5	7.5	-	14	6
53706BB04KK	6	-	■■	500 kg	-	-	33	65	41.5	7.5	-	14	6
537080000KK	8	-	□□	15	-	-	78	86	52.5	9.5	-	17	8
53708BB04KK	8	-	■■	15	-	-	78	86	52.5	9.5	-	17	8
537100000KK	10	-	□□	22	-	-	147	102.5	60	11.5	-	18	10
53710BB04KK	10	-	■■	22	-	-	147	102.5	60	11.5	-	18	10
537120000KK	12	-	□□	28	-	-	215	124	73	15.5	-	26	11
53712BB04KK	12	-	■■	28	-	-	215	124	73	15.5	-	26	11
537200000KK	20	-	□□	24	-	-	509	209	129	30	-	56	13

**SCREW SLEEVE KEYLOCK**


#	Size	Norm	Color	◀	⬇	↻	⚠	A	B	C	D	E	F
				kN	kN	kN	g	mm	mm	mm	mm	mm	mm
5380800C3KK	8	-	□□□	15	-	-	82	85.5	52.5	10	-	16	8
5381000C3KK	10	-	CE EN 362/B	22	-	-	158	102	60	11.5	-	16	10
5381000DBKK	10	-	CE EN 362/B	22	7	-	159	102	60	13.5	-	16	10
5381200C3KK	12	-	CE EN 362/B	28	7	-	229	124	72.5	15.5	-	22	11

**AUTO BLOCK KEYLOCK**


#	Size	Norm	Color	◀	⬇	↻	⚠	A	B	C	D	E	F
				kN	kN	kN	g	mm	mm	mm	mm	mm	mm
5381200Y3KK	12	-	CE EN 362/B	28	7	-	248	124	72.5	15.5	-	22	11

**TWIST LOCK KEYLOCK**

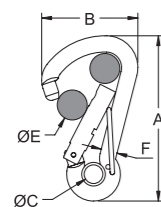

#	Size	Norm	Color	◀	⬇	↻	⚠	A	B	C	D	E	F
				kN	kN	kN	g	mm	mm	mm	mm	mm	mm
5381200Z3KK	12	-	CE EN 362/B	28	7	-	246	124	72.5	15.5	-	22	11

## HARNESS SAFETY GATE

- Stainless steel connector with a straight gate, captive eye and safety wire gate.

- Connettore in acciaio inox, leva dritta, occhiolo e leva a filo di sicurezza.

### STRAIGHT GATE AND WIRE GATE



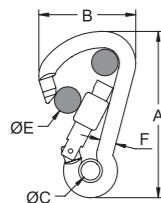
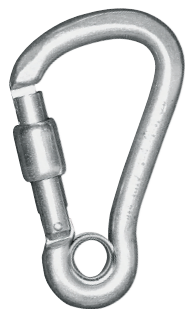
#	Size		Norm	Color					A	B	C	D	E	F
					kN	kN	kN	g	mm	mm	mm	mm	mm	mm
5381000F1KK	10	-	CE EN 362/B		22	7	-	149	102	60	11	-	18	10

## HARNESS EXPRESS EYE

- Stainless steel connector with an express sleeve and captive eyelet.

- Connettore in acciaio inox, ghiera express e occhiolo.

### EXPRESS SLEEVE



**On request**  
Su richiesta

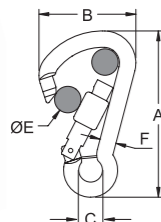
#	Size		Norm	Color					A	B	C	D	E	F
					kN	kN	kN	g	mm	mm	mm	mm	mm	mm
5381000J1KK	10	-	CE EN 362/B		22	7	-	157	102	60	11	-	17	10

## HARNESS EXPRESS BAR

- Stainless steel connector, express sleeve, with molded bar.

- Connettore in acciaio inox, ghiera express e barretta saldata.

### EXPRESS SLEEVE



**On request**  
Su richiesta

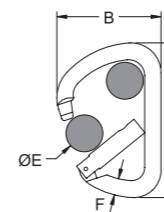
#	Size		Norm	Color					A	B	C	D	E	F
					kN	kN	kN	g	mm	mm	mm	mm	mm	mm
536100BJ1KK	10	-	CE EN 362/B		22	7	-	151	102.5	61	13	-	17	10

## "X" LARGE

- Connector with a wide opening and high tensile strength. The D shape prevents connector rotation and allows the load to be weighted along the major axis.
- Available in different materials (alu alloy, carbon steel and stainless steel) and with different sleeves (screw, auto block and twist lock, plus a version conforming to the ANSI norm).
- Carbon steel version available with a special burnished finishing that allows greater visibility of the laser marking.

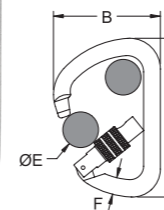
- Connettore con ampia apertura ed elevato carico di rottura. La forma a D evita la rotazione del connettore e permette di distribuire il carico lungo l'asse maggiore.
- Disponibile in differenti materiali (lega d'alluminio, acciaio al carbonio e acciaio inox) e con diverse ghiera (a vite, autoblock e twistlock anche in versione certificata ANSI)
- Nella versione in acciaio al carbonio è disponibile la speciale finitura brunita che permette una maggiore visibilità della marcatura.

### STRAIGHT GATE



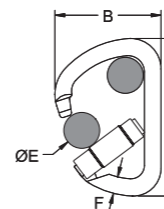
#	Size		Norm	Color					A	B	C	D	E	F
					kN	kN	kN	g	mm	mm	mm	mm	mm	mm
510120000KK	12	✓	-		35	11	7	239	114	77	-	-	28	12
51012BB04KK	12	✓	-		35	11	7	239	114	77	-	-	28	12

### SCREW SLEEVE



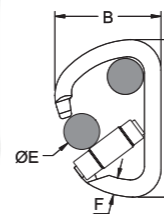
#	Size		Norm	Color					A	B	C	D	E	F
					kN	kN	kN	g	mm	mm	mm	mm	mm	mm
5111200L3KK	12	✓	CE EN 362/B		35	11	7	255	114	77	-	-	27	12

### AUTO BLOCK



#	Size		Norm	Color					A	B	C	D	E	F
					kN	kN	kN	g	mm	mm	mm	mm	mm	mm
5111200Y3KK	12	✓	CE EN 362/B		35	11	-	114	77	-	-	27	12	11

### TWIST LOCK



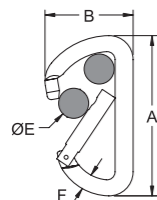
#	Size		Norm	Color					A	B	C	D	E	F
					kN	kN	kN	g	mm	mm	mm	mm	mm	mm
5111200Z3KK	12	✓	CE EN 362/B		35	11	-	263	114	77	-	-	27	12

## “D” SHAPE

- Stainless steel connector with a straight gate and Keylock system for snag-free clipping and cleaning.

- Connettore in acciaio inox con leva dritta.

### STRAIGHT GATE



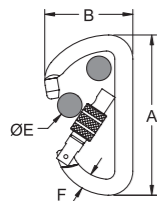
#	Size		Norm	Color					A	B	C	D	E	F
56408000KK	8	-	-		16	-	-	71	80.5	45	-	-	12	8
56408BB04KK	8	-	-		16	-	-	71	80.5	45	-	-	12	8
56410000KK	10	-	-		24	7	8	142	100	57	-	-	18	10
56410BB04KK	10	-	-		24	7	8	142	100	57	-	-	18	10
56412000KK	12	-	-		44	10	18	228	120.5	64	-	-	18	12

## “D” SHAPE

- High tensile strength stainless steel connector with a screw gate.  
 - The particular D shape prevents connector rotation and allows most of the load to be weighted along the strongest axis.  
 - Equipped with a screw gate which makes it perfect for professional applications.

- Connettore ad alto carico realizzato in acciaio inox e dotato di ghiera a vite.  
 - La particolare forma a D evita la rotazione del connettore e permette di ripartire maggiormente il carico lungo l'asse più robusto.  
 - Dotato di ghiera a vite che lo rende perfetto per tutte le applicazioni professionali.

### SCREW SLEEVE



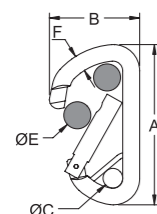
#	Size		Norm	Color					A	B	C	D	E	F
5661000C3KK	10	-	-		24	7	8	153	100.5	57.5	-	-	15	10

## “D” SHAPE BAR

- Stainless steel connector with a straight gate.  
 - Captive pin for perfect rope positioning.  
 - Keylock system for snag-free clipping and cleaning.

- Connettore in acciaio inox con leva dritta.  
 - Dotato di barretta fermacorda.  
 - Sistema Keylock.

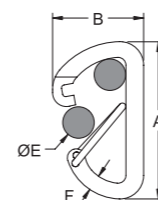
### STRAIGHT GATE



#	Size		Norm	Color					A	B	C	D	E	F
56708000KK	8	-	-		16	-	-	72	80.5	44.5	10	-	15	8
56710000KK	12	-	-		24	7	8	140	100	57.5	13	-	18	10

## “D” SHAPE WIRE GATE

### WIRE GATE



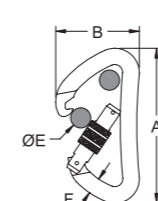
#	Size		Norm	Color					A	B	C	D	E	F
58008000KK	8	-	-		12	-	-	68	81	46	-	-	13	8
58010000KK	10	-	-		25	-	-	119	99	55	-	-	20	10
58012000KK	12	-	-		45	-	-	212	120	67	-	-	25	12

## HEAVY DUTY

- High tensile strength stainless steel connector with a screw gate.  
 - The particular D shape prevents connector rotation and allows most of the load to be weighted along the major axis.  
 - Equipped with a screw sleeve which makes it perfect for professional applications.

- Connettore ad alto carico realizzato in acciaio inossidabile e dotato di ghiera a vite.  
 - La particolare forma a D evita la rotazione del connettore e permette di ripartire maggiormente il carico lungo l'asse più robusto.  
 - Dotato di ghiera a vite che lo rende perfetto per tutte le applicazioni professionali.

### SCREW SLEEVE



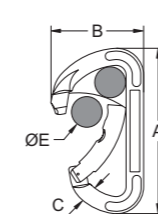
#	Size		Norm	Color					A	B	C	D	E	F
5721200C3KK	12	-	-		44	10	18	244	120.5	62.5	-	-	15	12

## INDOOR

- Hybrid connector with a stainless steel body and aluminum gate.  
 - Designed for use on fixed quickdraws in indoor gyms. The curved gate ensures fast clipping. The use of stainless steel reduces wear over time.

- Connettore ibrido corpo inox/leva alluminio.  
 - Progettato per l'utilizzo sui rinvii fissi nelle palestre indoor. La forma curva della leva garantisce un rapido moschettonaggio della corda. L'utilizzo dell'acciaio inox riduce notevolmente l'usura nel tempo.

### BENT GATE



#	Size		Norm	Color					A	B	C	D	E	F
5240R0200KK	-	✓	CE EN 12275		25	10	10	127	99	56	10	-	19	-

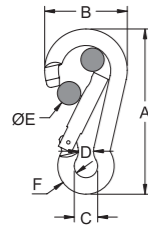


## CLASSIC

- Stainless steel connector with a straight gate.

- Connettore in acciaio inox, leva dritta.

### STRAIGHT GATE



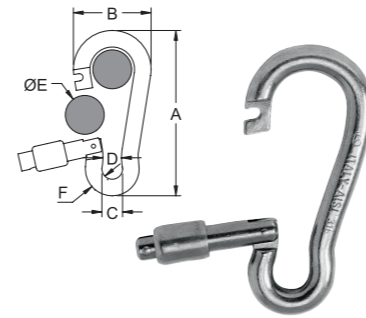
#	Size		Norm	Color					A	B	C	D	E	F
555050000KK	5	-	-		120	kg	-	16	51	25	8.5	5	7	5
55505BB04KK	5	-	-		120	kg	-	16	51	25	8.5	5	7	5
555060000KK	6	-	-		120	kg	-	28	60.5	30.5	8.5	6	8	6
55506BB04KK	6	-	-		120	kg	-	28	60.5	30.5	8.5	6	8	6
555070000KK	7	-	-		180	kg	-	46	72.5	34	11	8.5	10	7
55507BB04KK	7	-	-		180	kg	-	46	72.5	34	11	8.5	10	7
555080000KK	8	-	-		8	-	-	66	80	39	12	9.5	10	8
55508BB04KK	8	-	-		8	-	-	66	80	39	12	9.5	10	8
555100000KK	10	-	-		12	-	-	131	100	49	13	10	15	10
55510BB04KK	10	-	-		12	-	-	131	100	49	13	10	15	10
555120000KK	12	-	-		20	-	-	189	120.5	55.5	17	12.5	17	11
55512BB04KK	12	-	-		20	-	-	189	120.5	55.5	17	12.5	17	11
555160000KK	16	-	-		24	-	-	364	160	80	21.5	18.5	30	13

## CLASSIC EXTERNAL OPENING

- Stainless steel connector with an express sleeve and outward opening.

- Connettore in acciaio inox, ghiera express ed apertura esterna.

### EXPRESS SLEEVE



**Outward opening**  
Apertura esterna

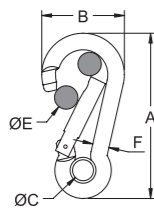
#	Size		Norm	Color					A	B	C	D	E	F
5600800J1KK	8	-	-		8	-	-	73	80	38	12	9	20	8
5601000J1KK	10	-	-		12	-	-	140	101	49.5	13.5	10.5	26	10

## CLASSIC EYE

- Stainless steel connector with a straight gate and captive eye.

- Connettore in acciaio inox, leva dritta e occhio.

### STRAIGHT GATE



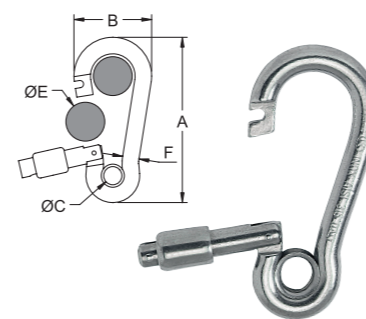
#	Size		Norm	Color					A	B	C	D	E	F
557050000KK	5	-	-		120	kg	-	16	51	25	7	-	7	5
55705BB00KK	5	-	-		120	kg	-	16	51	25	7	-	7	5
557060000KK	6	-	-		120	kg	-	29	60.5	30	7	-	8	6
55706BB00KK	6	-	-		120	kg	-	29	60.5	30	7	-	8	6
557070000KK	7	-	-		180	kg	-	47	72	34	9	-	10	7
55707BB00KK	7	-	-		180	kg	-	47	72	34	9	-	10	7
557080000KK	8	-	-		8	-	-	67	80.5	39	10	-	10	8
55708BB00KK	8	-	-		8	-	-	67	80.5	39	10	-	10	8
557100000KK	10	-	-		12	-	-	133	100.5	49.5	11.5	-	15	10
55710BB00KK	10	-	-		12	-	-	133	100.5	49.5	11.5	-	15	10
557120000KK	12	-	-		20	-	-	192	120.5	56	15	-	17	11
557160000KK	16	-	-		24	-	-	361	160	80	21.5	-	30	13

## CLASSIC EYE EXTERNAL OPENING

- Stainless steel connector with an express sleeve, outward opening and captive eye.

- Connettore in acciaio inox, ghiera express, apertura esterna e occhio.

### EXPRESS SLEEVE



**Outward opening**  
Apertura esterna

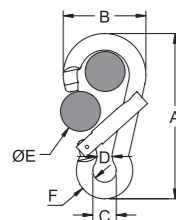
#	Size		Norm	Color					A	B	C	D	E	F
5610800J1KK	8	-	-		8	-	-	74	80	38	10	-	20	8
5611000J1KK	10	-	-		12	-	-	142	101	49.5	11.5	-	26	10

## CLASSIC GENIUS

- Stainless steel connector with a straight gate and opening to the side.

- Connettore in acciaio inox con leva dritta e apertura laterale.

### STRAIGHT GATE KEYLOCK



"Genius" sideways opening  
Apertura laterale "genius"

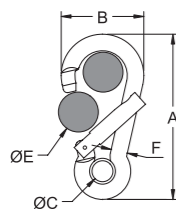
#	Size		Norm	Color					A	B	C	D	E	F
590080000KK	8	-	-		8	-	-	65	80	39	12	9	13	8
590100000KK	10	-	-		12	-	-	131	101	49.5	13.5	10.5	14	10
590120000KK	12	-	-		20	-	-	192	120.5	56.5	18	13.5	20	11

## CLASSIC EYE GENIUS

- Stainless steel connector with a straight gate, opening to the side and captive eye.

- Connettore in acciaio inox con leva dritta, apertura laterale e occhio.

### STRAIGHT GATE KEYLOCK



"Genius" sideways opening  
Apertura laterale "genius"

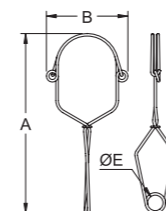
#	Size		Norm	Color					A	B	C	D	E	F
591080000KK	8	-	-		8	-	-	66	81	39	10	-	13	8
591100000KK	10	-	-		12	-	-	135	101.5	49.5	11.5	-	14	10
591120000KK	12	-	-		20	-	-	193	120	57	15	-	20	11

## BBQ

- Stainless steel wide opening clamp, made of high quality stainless steel to be used for anchoring on scaffolding or tubular structures.  
- Available in three sizes, with internal gap of 75, 100 and 140 mm.

- Pinza in acciaio inox di alta qualità da utilizzare per ancorarsi su ponteggi o strutture con tubolari di grandi dimensioni.  
- Disponibile in tre misure, con passaggio interno da 75, 100 e 140 mm.

### WIDE OPENING

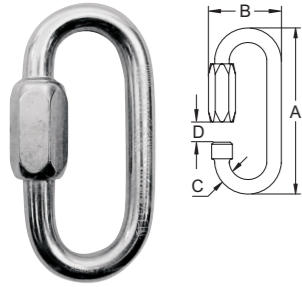


#	Size		Norm	Color					A	B	C	D	E	F
516075000KK	7	-	CE EN 362/A		30	-	-	299	335	142	-	-	38,5	-
516100000KK	10	-	CE EN 362/A		30	-	-	308	390	185	-	-	43	-
516140000KK	14	-	CE EN 362/A		30	-	-	308	430	210	-	-	37	-

**QUICK LINK (stainless steel)**

- Oval stainless steel quick link.

- Maglia rapida ovale in acciaio inox.

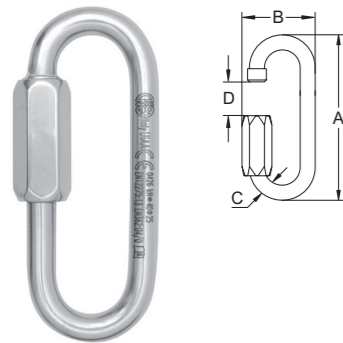


#	Size	Material	CE	Norm	Color	◀	▶	↻	⚠	A	B	C	D
						kN	kN	kN	g	mm	mm	mm	mm
6000350D1KK	3.5	stainless steel	-	-		230 kg	-	-	9	37	17	3.5	5.5
6000400D1KK	4	stainless steel	-	-		300 kg	-	-	13	41	21	4	6
6000500D1KK	5	stainless steel	-	-		450 kg	-	-	22	50	26	5	7
6000600D1KK	6	stainless steel	-	-		700 kg	-	-	34	58	29	6	8
6000800D1KK	8	stainless steel	✓	CE EN 12275/Q CE EN 362/Q		40	25	-	79	74	39	8	10
6001000D1KK	10	stainless steel	✓	CE EN 12275/Q CE EN 362/Q		60	30	-	142	89	47	10	12
6001200D1KK	12	stainless steel	-	-		3000 kg	-	-	222	105	52	12	14

**QUICK LINK LONG (stainless steel)**

- Oval stainless steel quick link wide opening.

- Maglia rapida ovale in acciaio inox con ampia apertura.

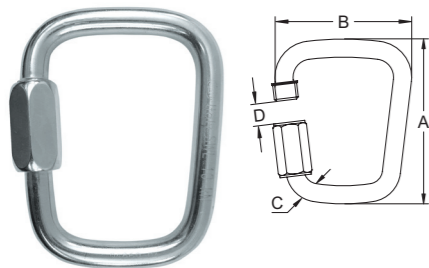


#	Size	Material	CE	Norm	Color	◀	▶	↻	⚠	A	B	C	D
						kN	kN	kN	g	mm	mm	mm	mm
6170800D1KK	8	stainless steel	✓	CE EN 12275/Q CE EN 362/Q		40	25	-	85	88.5	35	8	18

**TRAPEZIUM QUICK LINK (stainless steel)**

- Trapezoidal stainless steel quick link.

- Maglia rapida trapezoidale in acciaio inox.

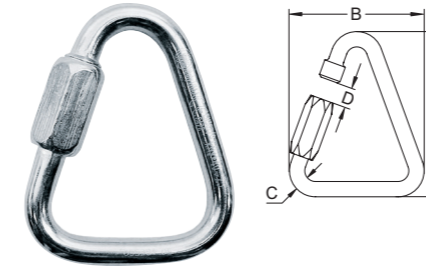


#	Size	Material	CE	Norm	Color	◀	▶	↻	⚠	A	B	C	D
						kN	kN	kN	g	mm	mm	mm	mm
6380900D1KK	9	stainless steel	-	-		1000 kg	-	-	129	82	68	9	11

**TRIANGLE QUICK LINK (stainless steel)**

- Triangle stainless steel quick link.

- Maglia rapida triangolare in acciaio inox.



#	Size	Material	CE	Norm	Color	◀	▶	↻	⚠	A	B	C	D
						kN	kN	kN	g	mm	mm	mm	mm
6020800D1KK	8	stainless steel	✓	CE EN 12275/Q CE EN 362/Q		40	25	-	89	72	56	8	10
6021000D1KK	10	stainless steel	✓	CE EN 12275/Q CE EN 362/Q		60	30	-	155	86	66	10	12

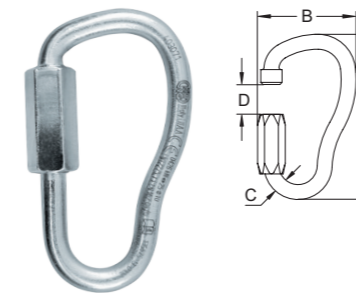
**QUICK LINK ASYMMETRIC (zinc plated carbon steel)**

- Asymmetric carbon steel quick link.

- Maglia rapida asimmetrica in acciaio al carbonio.

- Conceived for use with our Duck rope clamp or other small devices.

- Ideata per utilizzo con bloccante Duck o altri dispositivi di regolazione della fune.

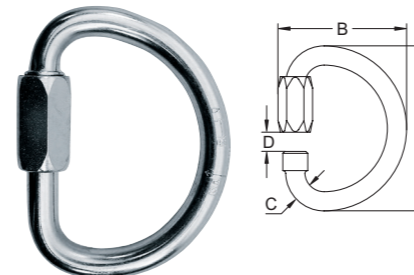


#	Size	Material	CE	Norm	Color	◀	▶	↻	⚠	A	B	C	D
						kN	kN	kN	g	mm	mm	mm	mm
403071ZB2KK	10	carbon steel	✓	CE EN 12275/Q CE EN 362/Q		25	10	-	89	77.5	43.5	7	14

**"D" QUICK LINK (zinc plated carbon steel)**

- "D" shape carbon steel quick link.

- Maglia rapida in acciaio al carbonio, forma semirotonda a "D".



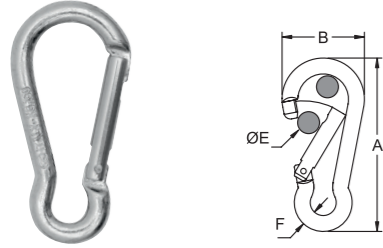
#	Size	Material	CE	Norm	Color	◀	▶	↻	⚠	A	B	C	D
						kN	kN	kN	g	mm	mm	mm	mm
409100ZB2KK	10	carbon steel	✓	CE EN 12275/Q CE EN 362/Q		50	15	-	152	87	67	11	-

## CLASSIC

- Small aluminum connector, to be used as an accessories holder or key chain.
- Warning! Not for human support.

- Piccolo connettore in alluminio, da utilizzare come supporto accessori o portachiavi.
- Attenzione! Non adatto al supporto umano.

### STRAIGHT GATE



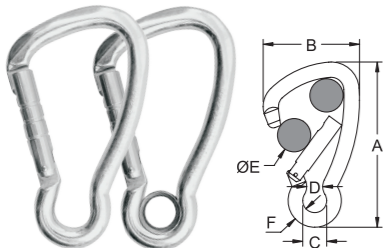
#	Size	Material		Norm	Color					A	B	C	D	E	F
755050100KK	5	alu alloy	-	-		120	kg	-	9	50	25	-	-	7	5
755060100KK	6	alu alloy	-	-		150	kg	-	10	60	30	-	-	9	6

## HARNESS / HARNESS EYE

- Asymmetric connector.
- Ideal, if made of aluminum, as a keyholder or for hanging small items from packs. If made of stainless steel, for yachting or, if made of carbon steel, for work.
- Warning! Not for human support.

- Connettore asimmetrico.
- Ideale, se in alluminio, come portachiavi o per appendere piccoli oggetti allo zaino, se in inox, per uso nautico o, se in ferro, per uso sul lavoro.
- Attenzione! Non adatto al supporto umano.

### STRAIGHT GATE



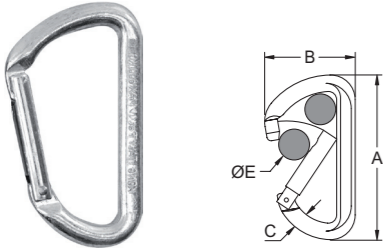
#	Size	Material		Norm	Color					A	B	C	D	E	F
<b>HARNESS</b>															
705050100KK	5	alu alloy	-	-		150	kg	-	6	52.5	33	7.5	5.5	10	5
705050400KK	5	alu alloy	-	-	mix	150	kg	-	6	52.5	33	7.5	5.5	10	5
705060100KK	6	alu alloy	-	-		150	kg	-	11	65	41	8.5	7.5	14	6
705060100KK	6	alu alloy	-	-	mix	150	kg	-	11	65	41	8.5	7.5	14	6
<b>HARNESS EYE</b>															
707050100KK	5	alu alloy	-	-		150	kg	-	12	52	33	6	-	9	5
707060100KK	6	alu alloy	-	-		150	kg	-	14	65.5	41	7	-	15	6

## MINI D

- The smallest aluminum connector with a screw sleeve in our production.
- To be used for accessories, and ideal for ice axe lanyards.
- Available in a straight gate version.
- Warning! Not for human support.

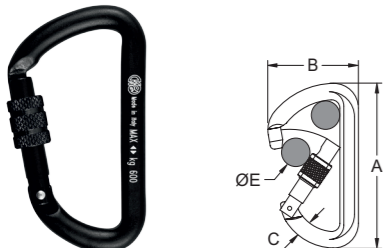
- Il più piccolo connettore in alluminio con ghiera a vite della nostra produzione.
- Da utilizzare come porta accessori, ideale per le longe delle piccozze.
- Disponibile anche in versione senza ghiera.
- Attenzione! Non adatto al supporto umano.

### STRAIGHT GATE



#	Size	Material		Norm	Color					A	B	C	D	E	F
751000100KK	-	alu alloy	-	-		600	kg	-	30	80	44	8	-	15	-
751NN0400KK	-	alu alloy	-	-		600	kg	-	30	80	44	8	-	15	-
751BD0400KK	-	alu alloy	-	-		600	kg	-	30	80	44	8	-	15	-
751RN0400KK	-	alu alloy	-	-		600	kg	-	30	80	44	8	-	15	-
751GN0400KK	-	alu alloy	-	-		600	kg	-	30	80	44	8	-	15	-

### SCREW SLEEVE



#	Size	Material		Norm	Color					A	B	C	D	E	F
751NNN6CNKK	-	alu alloy	-	-		600	kg	-	32	80	44	8	-	13	-

**Warning! Not suitable for human support.**  
Attenzione! Non adatto al supporto umano.



Products made of high quality marine bronze (special alloy CU-ZN-MN commonly used to make ship propellers, much stronger than brass, more resistant to corrosion), completely die-cast in Italy. To be used mainly for bags, leashes, harnesses and horse saddles. Available in different finishings in order to protect the products from corrosion and oxidation, while at the same time giving the aesthetic look desired by the customer.

Prodotti realizzati in bronzo marino di altissima qualità (lega speciale CU-ZN-MN normalmente utilizzata per la produzione di eliche di navi, più resistente del bronzo, e resistente alla corrosione), pressofusi completamente in Italia. Sono indicati prevalentemente per borse, guinzagli, bardature e selle per cavalli. Disponibili in diverse finiture che permettono di preservare maggiormente questi prodotti da corrosione e ossidazione, conferendone al contempo l'aspetto estetico desiderato dal cliente.

### Finishings / Finiture



#### LACQUERED / ZAPPONATO

# XXXXXX **Y** XXXX

- Surface treatment with a transparent paint that protects from corrosion and oxidation.
- Trattamento superficiale con vernice trasparente che riduce corrosione e ossidazione nel tempo.



#### NICKEL PLATED / NICHELATO

# XXXXXX **N** XXXX

- Surface treatment that gives the product a silver color.
- Trattamento superficiale che rende il prodotto color argento.



#### NATURAL / NATURALE

# XXXXXX **O** XXXX

- Natural brass color finishing.
- Finitura naturale color bronzo lucido.



#### ZINC PLATED / ZINCATO

# XXXXXX **Z** XXXX

- Zinc surface treatment. Available on request.
- Trattamento superficiale a base di zinco. Disponibile su richiesta.



#### CHROME PLATED / CROMATO

# XXXXXX **C** XXXX

- Chrome surface treatment that gives the product a brilliant silver color. Available on request.
- Trattamento superficiale a base di cromo che rende il prodotto color argento brillante. Disponibile su richiesta.



Snaps  
Ganci



Jib snaps  
Garrocci da fiocco



Swivels  
Girelli



Rings  
Anelli



Buckles  
Fibbie



**SNAP 317** Flat spring snap - round swivel eye  
Gancio con leva piatta a molla - occhio girevole arrotondato




#	Size	Material	Color	pcs	g	A	B	C
						mm	in	mm
317100000YK	10	bronze	<span style="border: 1px solid black; padding: 0 2px;">0</span>	100	14	10	25/64	52
317100N00YK	10	bronze	<span style="border: 1px solid black; padding: 0 2px;">N</span>	100	14	10	25/64	52

**SNAP 366** Open-end snap for chain  
Gancio con terminale aperto per catene



#	Size	Material	Color	pcs	g	A	B	C
						mm	in	mm
366090000YK	-	bronze	<span style="border: 1px solid black; padding: 0 2px;">0</span>	50	56	7	9/32	89

**SNAP 367** Double end bolt snap  
Gancio doppio



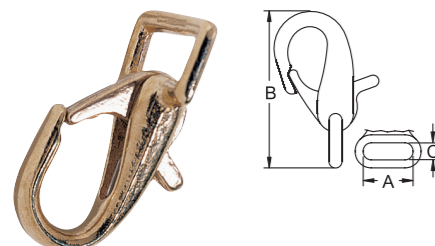
#	Size	Material	Color	pcs	g	A	B	C
						mm	in	mm
367090000YK	90	bronze	<span style="border: 1px solid black; padding: 0 2px;">0</span>	50	44	9	23/64	90
367090N00YK	90	bronze	<span style="border: 1px solid black; padding: 0 2px;">N</span>	50	44	9	23/64	90
367100000YK	100	bronze	<span style="border: 1px solid black; padding: 0 2px;">0</span>	50	54	11	7/16	100
367100N00YK	100	bronze	<span style="border: 1px solid black; padding: 0 2px;">N</span>	50	54	11	7/16	100
367120000YK	120	bronze	<span style="border: 1px solid black; padding: 0 2px;">0</span>	50	60	11	7/16	120
367120N00YK	120	bronze	<span style="border: 1px solid black; padding: 0 2px;">N</span>	50	60	11	7/16	120

**SNAP 368** "Trigger" snap - round swivel eye  
Gancio "Trigger" - occhio girevole arrotondato



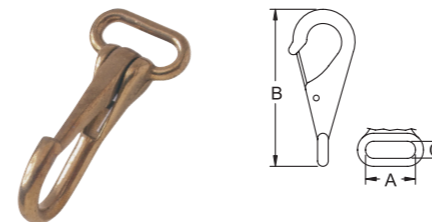
#	Size	Material	Color	pcs	g	A	B	C
						mm	in	mm
368120000YK	12	bronze	<span style="border: 1px solid black; padding: 0 2px;">0</span>	50	40	12	15/32	64
368120N00YK	12	bronze	<span style="border: 1px solid black; padding: 0 2px;">N</span>	50	40	12	15/32	64

**SNAP 387** Big snap with lever - fixed square eye  
Gancio grande con leva posteriore - occhio quadrato fisso



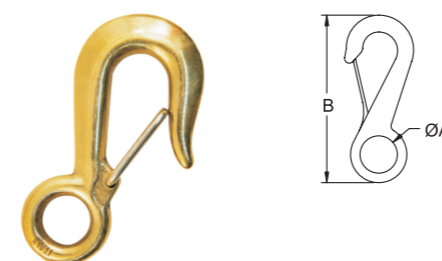
#	Size	Material	Color	pcs	g	A	B	C
						mm	in	mm
387230000YK	23	bronze	<span style="border: 1px solid black; padding: 0 2px;">0</span>	50	40	23	29/32	55
387230N00YK	23	bronze	<span style="border: 1px solid black; padding: 0 2px;">N</span>	50	40	23	29/32	55
387280000YK	28	bronze	<span style="border: 1px solid black; padding: 0 2px;">0</span>	50	45	28	1 7/64	55
387280N00YK	28	bronze	<span style="border: 1px solid black; padding: 0 2px;">N</span>	50	45	28	1 7/64	55

**SNAP 388** Snap without lever - fixed oval eye  
Gancio senza leva posteriore - occhio quadrato fisso



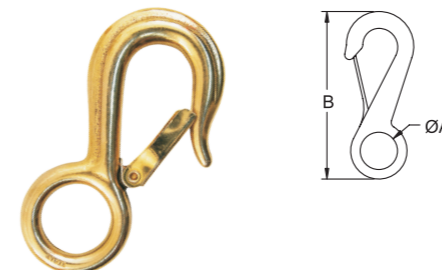
#	Size	Material	Color	pcs	g	A	B	C
						mm	in	mm
388220000YK	22	bronze	<span style="border: 1px solid black; padding: 0 2px;">0</span>	50	35	22	55/64	63
388220N00YK	22	bronze	<span style="border: 1px solid black; padding: 0 2px;">N</span>	50	35	22	55/64	63
388220Y00YK	22	bronze	<span style="border: 1px solid black; padding: 0 2px;">Y</span>	50	35	22	55/64	63

**SNAP 382** Heavy duty snap hook - wire gate  
Gancio ad alto carico - leva a filo



#	Size	Material	Color	pcs	g	A	B	C
						mm	in	mm
382010000YK	1	bronze	<span style="border: 1px solid black; padding: 0 2px;">0</span>	25	90	19	3/4	93
382010N00YK	1	bronze	<span style="border: 1px solid black; padding: 0 2px;">N</span>	25	90	19	3/4	93
382020000YK	2	bronze	<span style="border: 1px solid black; padding: 0 2px;">0</span>	25	145	19	3/4	104
382020N00YK	2	bronze	<span style="border: 1px solid black; padding: 0 2px;">N</span>	25	145	19	3/4	104
382030000YK	3	bronze	<span style="border: 1px solid black; padding: 0 2px;">0</span>	10	190	28	1 7/64	119
382030N00YK	3	bronze	<span style="border: 1px solid black; padding: 0 2px;">N</span>	10	190	28	1 7/64	119

**SNAP 383** Heavy duty snap hook - flat gate  
Gancio ad alto carico - leva piatta



#	Size	Material	Color	pcs	g	A	B	C
						mm	in	mm
383020000YK	2	bronze	<span style="border: 1px solid black; padding: 0 2px;">0</span>	20	145	19	3/4	104
383020N00YK	2	bronze	<span style="border: 1px solid black; padding: 0 2px;">N</span>	20	145	19	3/4	104
383030000YK	3	bronze	<span style="border: 1px solid black; padding: 0 2px;">0</span>	20	195	28	1 7/64	120
383030N00YK	3	bronze	<span style="border: 1px solid black; padding: 0 2px;">N</span>	20	195	28	1 7/64	120

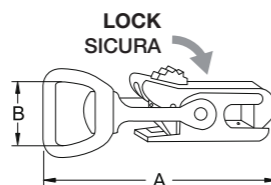
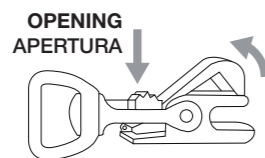
## SNAP FOR LEASHES

### PANIC SNAPS WITH SAFETY LOCK

- The special snap opening will release even if the connectors are loaded and the safety-lock prevents accidental opening.
- The remarkable feature is that they never become jammed, not even if they are used with mud, ice, snow, dust, etc. Items 372 and 373 (see picture) were specifically designed for hunting dog leashes.
- With the connector open, the collar remains attached by one end to the leash, giving the animal complete freedom.

### CONNETTORI A SGANCIO RAPIDO CON SICURA

- La particolare apertura permette lo sgancio anche con i connettori sotto carico e la sicura ne impedisce l'apertura accidentale.
- La caratteristica notevole è che non si bloccano anche se usati in presenza di fango, ghiaccio, polvere, ecc. Gli art. 372 e 373 (vedi particolare) sono studiati soprattutto per cani da caccia.
- Il collare, a connettore aperto resta attaccato per un capo al guinzaglio e lasciando l'animale completamente libero.



## SNAP FOR LEASHES 372

Square swivel eye - it allows the release of the collar  
Occhiolo girevole a base piatta - permette lo sgancio del collare

#	Size	Material	Color	pcs	g	A	B	C			
						mm	in	mm	in	mm	in
37220000YK	20	bronze		50	80	88	3 15/32	20	25/32	-	-
37226000YK	26	bronze		50	76	87	3 27/64	26	1 1/32	-	-



## SNAP FOR LEASHES 373

Round swivel eye - it allows the release of the collar  
Occhiolo girevole arrotondato - permette lo sgancio del collare

#	Size	Material	Color	pcs	g	A	B	C			
						mm	in	mm	in	mm	in
37322000YK	22	bronze		50	81	95	3 47/64	22	55/64	-	-

## SNAP FOR LEASHES 370

Square swivel eye  
Occhiolo girevole a base piatta

#	Size	Material	Color	pcs	g	A	B	C			
						mm	in	mm	in	mm	in
37020000YK	20	bronze		50	65	77	3 1/32	20	25/32	-	-
37026000YK	26	bronze		50	66	77	3 1/32	26	1 1/32	-	-

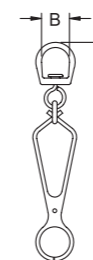
## SNAP FOR LEASHES 371

Round swivel eye  
Occhiolo girevole arrotondato

#	Size	Material	Color	pcs	g	A	B	C			
						mm	in	mm	in	mm	in
37122000YK	22	bronze		50	70	84	3 5/16	22	55/64	-	-

## SNAP FOR LEASHES 354

Clamp hook  
Gancio a pinza



#	Size	Material	Color	pcs	g	A	B	C			
						mm	in	mm	in	mm	in
354050N00XK	50	bronze		100	20	85	3 11/32	11	7/16	-	-
354060N00XK	60	bronze		100	28	97	3 13/16	14	35/64	-	-
354070N00XK	70	bronze		50	40	110	4 21/64	16	5/8	-	-

## SNAP FOR LEASHES 450

[nickel plated steel] "Simplex" classic hook  
"Simplex" gancio classico



#	Size	Material	Color	pcs	g	A	B	C			
						mm	in	mm	in	mm	in
450300N00XK	30	carbon steel		250	5	51	2 1/64	10	25/64	-	-
450400N00XK	40	carbon steel		200	9	63	2 31/64	11	7/16	-	-
450500N00XK	50	carbon steel		100	13	78	3 5/64	13	33/64	-	-
450600N00XK	60	carbon steel		100	19	91	3 37/64	13	33/64	-	-
450700N00XK	70	carbon steel		100	30	110	4 21/64	14	35/64	-	-
450800N00XK	80	carbon steel		50	41	120	4 23/32	15	19/32	-	-
450900N00XK	90	carbon steel		50	60	140	5 33/64	20	25/32	-	-
450910N00XK	91	carbon steel		50	77	146	5 3/4	20	25/32	-	-
450920N00XK	92	carbon steel		25	135	176	6 59/64	21	53/64	-	-



## JIB SNAPS

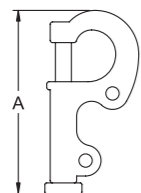
### PRESSURE DIE-CAST JIB SNAPS

- These are made of marine bronze (softer material than the stainless steel of the stay), therefore they do not damage the stay at contact points (always the same when sailing).

### GARROCCI DA FIOCCO PRESSOFUSI

- Sono in bronzo marino (materiale più tenero dell'acciaio inox dello strallo), quindi non logorano lo strallo nei punti di contatto (sempre gli stessi in navigazione).

### JIB SNAP 330 Sew-on type Da cucire



#	Size	Material	Color	pcs	g	A		B		C	
						mm	in	mm	in	mm	in
330300000XK	30	bronze	0	200	10	30	1 3/16	-	-	-	-
330300N00XK	30	bronze	N	200	10	30	1 3/16	-	-	-	-
330400000XK	40	bronze	0	100	23	43	1 11/16	-	-	-	-
330400N00XK	40	bronze	N	100	23	43	1 11/16	-	-	-	-
330500000XK	50	bronze	0	50	34	53	2 3/32	-	-	-	-
330500N00XK	50	bronze	N	50	34	53	2 3/32	-	-	-	-
330600000XK	60	bronze	0	50	45	63	2 31/64	-	-	-	-
330600N00XK	60	bronze	N	50	45	63	2 31/64	-	-	-	-

### JIB SNAP 331 Knock-on type Da ribattere



#	Size	Material	Color	pcs	g	A		B		C	
						mm	in	mm	in	mm	in
331400000YK	40	bronze	0	100	25	43	1 11/16	-	-	-	-
331500000YK	50	bronze	0	50	36	54	2 1/8	-	-	-	-
331600000YK	60	bronze	0	50	54	64	2 33/64	-	-	-	-
331750000YK	75	bronze	0	25	90	80	3 5/32	-	-	-	-

### JIB SNAP 332 Knock-on type with wire gate Da ribattere, con leva a filo

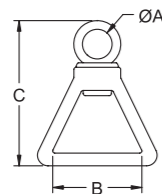


#	Size	Material	Color	pcs	g	A		B		C	
						mm	in	mm	in	mm	in
332500000WK	50	bronze	0	50	32	50	1 31/32	-	-	-	-
332550000WK	55	bronze	0	50	33	57	2 1/4	-	-	-	-
332650000WK	65	bronze	0	50	50	66	2 19/32	-	-	-	-

- With the wire gate, they can be put on and taken off the stay one-handed.  
- Con leva in filo si mettono e si tolgono dallo strallo con una sola mano.

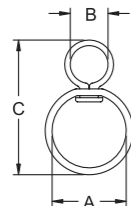


**SWIVEL 300** Triangle swivel  
Girello girevole



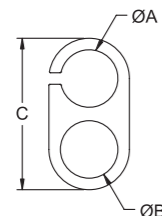
#	Size	Material	Color	pcs	g	A	B	C
						mm	in	mm
300080000YK	8-28	bronze	O	50	56	8	5/16	28
300080N00XK	8-28	bronze	N	50	56	8	5/16	28

**SWIVEL 301** Round swivel  
Girello arrotondato



#	Size	Material	Color	pcs	g	A	B	C
						mm	in	mm
301070N00YK	7-12	bronze	N	50	38	7	9/32	12
301070Y00YK	7-12	bronze	Y	50	38	7	9/32	12
301070Z00YK	7-12	bronze	Z	50	38	7	9/32	12
301090N00YK	9-12	bronze	N	50	59	9	23/64	12
301090Y00YK	9-12	bronze	Y	50	59	9	23/64	12
301090Z00YK	9-12	bronze	Z	50	59	9	23/64	12

**CONNECTION RING 308** Plate mortise for flat  
Piastra ad incastro rapido

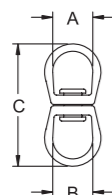


#	Size	Material	Color	pcs	g	A	B	C
						mm	in	mm
308160000XK	16	bronze	O	50	33	16	5/8	45

- Ring and swivel with rapid slide-in connection.
- Particularly suited for rapid coupling of flags for signalling.
- Anello e girello con attacco rapido a incastro.
- Particolarmente adatti per l'aggancio rapido di bandiere da segnalazione.



**SWIVEL 309** Swivel with notch (for mod. 308)  
Girello con tacca (per mod. 308)

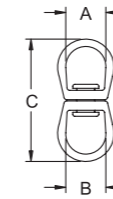


#	Size	Material	Color	pcs	g	A	B	C
						mm	in	mm
309160000XK	16	bronze	O	50	45	16	5/8	67
309160N00XK	16	bronze	N	50	45	16	5/8	67

- Ring and swivel with rapid slide-in connection.
- Particularly suited for rapid coupling of flags for signalling.
- Anello e girello con attacco rapido a incastri.
- Particolarmente adatti per l'aggancio rapido di bandiere da segnalazione.

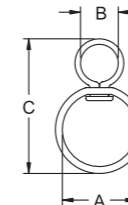


**SWIVEL 320**



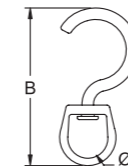
#	Size	Material	Color	pcs	g	A	B	C
						mm	in	mm
320160000XK	16-16	bronze	O	50	45	16	5/8	67
320160N00YK	16-16	bronze	N	50	45	16	5/8	67
320210000YK	21-21	bronze	O	50	50	21	53/64	70
320210N00YK	21-21	bronze	N	50	50	21	53/64	70
320250000YK	25-25	bronze	O	25	65	25	63/64	83
320250N00YK	25-25	bronze	N	25	65	25	63/64	83

**SWIVEL 303** Round swivel not welded  
Girello arrotondato non saldato



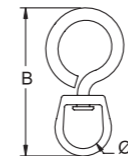
#	Size	Material	Color	pcs	g	A	B	C
						mm	in	mm
303100000XK	10	bronze	O	500	5	10	25/64	30
303100N00XK	10	bronze	N	500	5	10	25/64	30
303120000XK	12	bronze	O	250	8	12	15/32	37
303120N00XK	12	bronze	N	250	8	12	15/32	37
303130000XK	13	bronze	O	250	9	13	33/64	40
303140000XK	14	bronze	O	250	10	14	35/64	41
303140N00XK	14	bronze	N	250	10	14	35/64	41
303150000XK	15	bronze	O	250	12	15	19/32	43
303150N00XK	15	bronze	N	250	12	15	19/32	43

**SWIVEL 313-1** Bronze swivel with open stainless steel nail  
Girello in bronzo con gancio aperto in acciaio inox



#	Size	Material	Color	pcs	g	A	B	C
						mm	in	mm
313101N00XK	10	bronze	N	100	6	10	25/64	36

**SWIVEL 313-2** Bronze swivel with closed stainless steel nail  
Girello in bronzo con gancio chiuso in acciaio inox




#	Size	Material	Color	pcs	g	A	B	C
						mm	in	mm
313102N00XK	10	bronze	N	100	6	10	25/64	29

### ROUND RING 101




#	Size	Material	Color	pcs	g	A	B	C
						mm	mm	mm
						in	in	in
101270Y00YK	27	bronze	Y	100	16	27	1 1/16	5
101270N00YK	27	bronze	N	100	16	27	1 1/16	5
10127Y000YK	27	bronze	N	100	16	27	1 1/16	5
101290N00YK	29	bronze	N	100	17	29	1 9/64	5
101290Y00YK	29	bronze	Y	100	17	29	1 9/64	5
101320N00YK	32	bronze	N	100	22	32	1 17/64	5
101320Y00YK	32	bronze	Y	100	22	32	1 17/64	5
101350N00YK	35	bronze	N	100	25	35	1 3/8	5
101350Y00YK	35	bronze	Y	100	25	35	1 3/8	5
101380000YK	38	bronze	O	100	29	38	1 1/2	6
101380N00YK	38	bronze	N	100	29	38	1 1/2	6
101380Y00YK	38	bronze	Y	100	29	38	1 1/2	6
101450000YK	45	bronze	O	50	44	45	1 49/64	7
101450N00YK	45	bronze	N	50	44	45	1 49/64	7
101450Y00YK	45	bronze	Y	50	44	45	1 49/64	7
101500N00YK	50	bronze	N	50	46	50	1 31/32	7
101500Y00YK	50	bronze	Y	50	46	50	1 31/32	7
101650N00YK	65	bronze	N	25	113	65	2 9/16	9
101650Y00YK	65	bronze	Y	25	113	65	2 9/16	9
101750N00YK	75	bronze	N	25	127	75	2 61/64	9
101750Y00YK	75	bronze	Y	25	127	75	2 61/64	9

### 2 LIGHTS RING 102



#	Size	Material	Color	pcs	g	A	B	C
						mm	mm	mm
						in	in	in
102160N00YK	16	bronze	N	100	25	16	5/8	22
102160Y00YK	16	bronze	Y	100	25	16	5/8	22
102190N00YK	19	bronze	N	100	28	19	3/4	22
102190Y00YK	19	bronze	Y	100	28	19	3/4	22
102200N00YK	20	bronze	N	100	34	20	25/32	32
102200Y00YK	20	bronze	Y	100	34	20	25/32	32
102270000YK	27	bronze	O	100	42	27	1 1/16	31
102270N00YK	27	bronze	N	100	42	27	1 1/16	31
102270Y00YK	27	bronze	Y	100	42	27	1 1/16	31

### 3 LIGHTS RING 103



#	Size	Material	Color	pcs	g	A	B	C
						mm	mm	mm
						in	in	in
103200N00YK	20	bronze	N	100	36	20	25/32	23
103200Y00YK	20	bronze	Y	100	36	20	25/32	23
103270000YK	27	bronze	O	100	44	27	1 1/16	32
103270N00YK	27	bronze	N	100	44	27	1 1/16	32
103270Y00YK	27	bronze	Y	100	44	27	1 1/16	32
103290N00YK	29	bronze	N	100	47	29	1 9/64	33
103290Y00YK	29	bronze	Y	100	47	29	1 9/64	33

### RECTANGULAR RING 104



#	Size	Material	Color	pcs	g	A	B	C
						mm	mm	mm
						in	in	in
104260000XK	26	bronze	O	100	15	26	1 1/32	16
104260Y00XK	26	bronze	Y	100	15	26	1 1/32	16
104310Y00XK	31	bronze	Y	100	27	31	1 7/32	21

### SQUARE RING 105



#	Size	Material	Color	pcs	g	A	B	C
						mm	mm	mm
						in	in	in
105200N00XK	20	bronze	N	200	9	20	25/32	20
105200Y00XK	20	bronze	Y	200	9	20	25/32	20
10520Y000XK	20	bronze	N	200	9	20	25/32	20

### OVAL RING 107



#	Size	Material	Color	pcs	g	A	B	C
						mm	mm	mm
						in	in	in
107200N00XK	20.5	bronze	N	200	3	21	53/64	7
107200Y00XK	20.5	bronze	Y	200	3	21	53/64	7
107270N00XK	27	bronze	N	200	4	27	1 1/16	7
107270Y00XK	27	bronze	Y	200	4	27	1 1/16	7

### RECTANGULAR RING 108



#	Size	Material	Color	pcs	g	A	B	C
						mm	mm	mm
						in	in	in
108220Y00XK	22	bronze	Y	500	4	22	55/64	7
108270Y00XK	27	bronze	Y	500	4	27	1 1/16	7

### TRIANGULAR RING 122



#	Size	Material	Color	pcs	g	A	B	C
						mm	mm	mm
						in	in	in
122270Y00XK		bronze	Y	200	18	27	1 1/16	20

### D RING LIGHT 123



#	Size	Material	Color	pcs	g	A	B	C
						mm	mm	mm
						in	in	in
123140N00XK	14	bronze	N	500	5	14	35/64	11
123140Y00XK	14	bronze	Y	500	5	14	35/64	11
123170N00XK	17	bronze	N	250	6	17	43/64	13
123170Y00XK	17	bronze	Y	250	6	17	43/64	13
12317Y000XK	17	bronze	N	250	6	17	43/64	13
123210000XK	21	bronze	O	250	7	21	53/64	14
123210N00XK	21	bronze	N	250	7	21	53/64	14
123210Y00XK	21	bronze	Y	250	7	21	53/64	14
123270000XK	27	bronze	O	250	9	27	1 1/16	17
123270N00XK	27	bronze	N	250	9	27	1 1/16	17
123270Y00XK	27	bronze	Y	250	9	27	1 1/16	17
12327Y000XK	27	bronze	N	250	9	27	1 1/16	17
123290000XK	29	bronze	O	200	5	29	1 9/64	21
123290N00XK	29	bronze	N	200	5	29	1 9/64	21
123290Y00XK	29	bronze	Y	200	5	29	1 9/64	21
123360Y00XK	36	bronze	Y	100	8	36	1 27/64	21

### D RING HEAVY 140




#	Size	Material	Color	pcs	g	A		B		C	
						mm	in	mm	in	mm	in
140180N00XK	18	bronze	N	250	5	18	23/32	18	23/32	-	-
140180Y00YK	18	bronze	Y	250	5	18	23/32	18	23/32	-	-
140250000YK	25	bronze	O	100	15	25	63/64	23	29/32	-	-
140250C00XK	25	bronze	C	100	16	25	63/64	23	29/32	-	-
140250N00XK	25	bronze	N	100	15	25	63/64	23	29/32	-	-
140250Y00YK	25	bronze	Y	100	15	25	63/64	23	29/32	-	-
140400N00XK	40	bronze	N	100	33	40	1 37/64	35	1.3/8	-	-
140400Y00YK	40	bronze	Y	100	33	40	1 37/64	35	1.3/8	-	-
140530N00XK	53	bronze	N	50	70	53	2 3/32	46	1 13/16	-	-
140530Y00YK	53	bronze	Y	50	70	53	2 3/32	46	1 13/16	-	-

### RECTANGULAR RING 177



#	Size	Material	Color	pcs	g	A		B		C	
						mm	in	mm	in	mm	in
177200000XK	20	bronze	O	100	11	20	25/32	12	15/32	-	-
177200N00XK	20	bronze	N	100	11	20	25/32	12	15/32	-	-

### BUCKLE 125



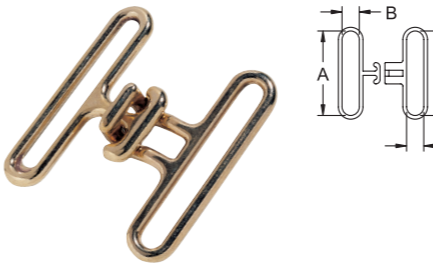
#	Size	Material	Color	pcs	g	A		B		C	
						mm	in	mm	in	mm	in
125250N00XK	25x11	bronze	N	32	21	25	63/64	11	7/16	-	-
125250Y00XK	25x11	bronze	Y	32	21	25	63/64	11	7/16	-	-

### BUCKLE 129 2 lights 2 luci



#	Size	Material	Color	pcs	g	A		B		C	
						mm	in	mm	in	mm	in
129200Y00XK	20	bronze	Y	250	8	20	25/32	7	9/32	-	-
129250N00XK	25	bronze	N	200	11	25	63/64	6	15/64	-	-
129250Y00XK	25	bronze	Y	200	11	25	63/64	6	15/64	-	-
129280N00XK	28	bronze	N	200	14	28	1 7/64	8	5/16	-	-
129280Y00XK	28	bronze	Y	200	14	28	1 7/64	8	5/16	-	-

### BUCKLE 191 Buckle mortise 2 pcs Fibbia a incastro rapido, 2 pz



#	Size	Material	Color	pcs	g	A		B		C	
						mm	in	mm	in	mm	in
191500N00XK	50	bronze	N	50	35	50	1 31/32	5	13/64	-	-
191500Y00YK	50	bronze	Y	50	35	50	1 31/32	5	13/64	-	-

### BUCKLE 192 Double buckle for mod. 191 Fibbia doppia per mod. 191



#	Size	Material	Color	pcs	g	A		B		C	
						mm	in	mm	in	mm	in
192500000YK	50	bronze	O	100	14	50	1 31/32	5	13/64	-	-
192500N00XK	50	bronze	N	100	14	50	1 31/32	5	13/64	-	-
192500Y00YK	50	bronze	Y	100	14	50	1 31/32	5	13/64	-	-

### SIMPLE BUCKLE ROLLER 132



#	Size	Material	Color	pcs	g	A		B		C	
						mm	in	mm	in	mm	in
132160N00XK	16	bronze	N	250	7	16	5/8	14	35/64	-	-
132160Y00YK	16	bronze	Y	250	7	16	5/8	14	35/64	-	-
132200N00XK	20	bronze	N	200	13	20	25/32	18	23/32	-	-
132200Y00YK	20	bronze	Y	200	13	20	25/32	18	23/32	-	-
132300N00XK	30	bronze	N	100	26	30	1 3/16	27	1 1/16	-	-

### SIMPLE BUCKLE 144



#	Size	Material	Color	pcs	g	A		B		C	
						mm	in	mm	in	mm	in
144250N00XK	25	bronze	N	100	23	25	63/64	30	1 3/16	-	-
144250Y00YK	25	bronze	Y	100	23	25	63/64	30	1 3/16	-	-

### SIMPLE BUCKLE 161 Half-round Semi-circolare



#	Size	Material	Color	pcs	g	A		B		C	
						mm	in	mm	in	mm	in
161130N00YK	13	bronze	N	250	11	13	33/64	16	5/8	-	-
161130Y00YK	13	bronze	Y	250	11	13	33/64	16	5/8	-	-
161160N00YK	16	bronze	N	250	13	16	5/8	18	23/32	-	-
161160Y00YK	16	bronze	Y	250	13	16	5/8	18	23/32	-	-
161210N00YK	21	bronze	N	100	19	21	53/64	19	3/4	-	-
161210Y00YK	21	bronze	Y	100	19	21	53/64	19	3/4	-	-
161210000YK	21	bronze	O	100	19	21	53/64	19	3/4	-	-

### SIMPLE BUCKLE 176



#	Size	Material	Color	pcs	g	A		B		C	
						mm	in	mm	in	mm	in
176260N00XK	26	bronze	N	100	15	26	1 1/32	28	1 7/64	-	-
176260Y00YK	26	bronze	Y	100	15	26	1 1/32	28	1 7/64	-	-

### SIMPLE BUCKLE 185 Long Lunga



#	Size	Material	Color	pcs	g	A		B		C	
						mm	in	mm	in	mm	in
185220N00XK	22	bronze	N	100	38	22	55/64	43	1 11/16	-	-
185220Y00YK	22	bronze	Y	100	38	22	55/64	43	1 11/16	-	-

### SIMPLE BUCKLE ROLLER 186



#	Size	Material	Color	pcs	g	A		B		C	
						mm	in	mm	in	mm	in
186180N00XK	18	bronze	N	200	18	18	23/32	19	3/4	-	-
186180Y00YK	18	bronze	Y	200	18	18	23/32	19	3/4	-	-
186210N00YK	21	bronze	N	200	20	21	53/64	21	53/64	-	-
186210Y00YK	21	bronze	Y	200	20	21	53/64	21	53/64	-	-

### SIMPLE BUCKLE 171



#	Size	Material	Color	pcs	g	A		B		C	
						mm	in	mm	in	mm	in
171140N00YK	14	bronze	N	200	8	14	35/64	17	43/64	-	-
171140Y00YK	14	bronze	Y	200	8	14	35/64	17	43/64	-	-
171170000YK	17	bronze	O	250	10	17	43/64	20	25/32	-	-
171170N00YK	17	bronze	N	250	10	17	43/64	20	25/32	-	-
171170Y00YK	17	bronze	Y	250	10	17	43/64	20	25/32	-	-

### SIMPLE BUCKLE 172



#	Size	Material	Color	pcs	g	A		B		C	
						mm	in	mm	in	mm	in
172120N00XK	12	bronze	N	250	6	12	15/32	17	43/64	-	-
172120Y00YK	12	bronze	Y	250	6	12	15/32	17	43/64	-	-
172150N00XK	15	bronze	N	250	8	15	19/32	18	23/32	-	-
172150Y00YK	15	bronze	Y	250	8	15	19/32	18	23/32	-	-

### SIMPLE BUCKLE ROLLER 178



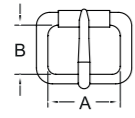
#	Size	Material	Color	pcs	g	A		B		C	
						mm	in	mm	in	mm	in
178140000XK	14	bronze	O	500	7	14	35/64	12	15/32	-	-
178140N00XK	14	bronze	N	500	7	14	35/64	12	15/32	-	-
178140Y00YK	14	bronze	Y	500	7	14	35/64	12	15/32	-	-

### SIMPLE BUCKLE ROLLER 179



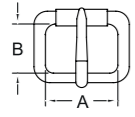
#	Size	Material	Color	pcs	g	A		B		C	
						mm	in	mm	in	mm	in
179260N00YK	26	bronze	N	100	19	26	1 1/32	21	53/64	-	-
179260Y00YK	26	bronze	Y	100	19	26	1 1/32	21	53/64	-	-
179350N00YK	35	bronze	N	100	39	35	1 3/8	26	1 1/32	-	-
179350Y00YK	35	bronze	Y	100	39	35	1 3/8	26	1 1/32	-	-

### HEAVY DUTY BUCKLE 180



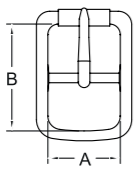
#	Size	Material	Color	pcs	g	A	B	C
						mm	in	mm
180260N00YK	26	bronze	N	100	30	26	1 1/32	28
						mm	in	mm

### SIMPLE BUCKLE 187



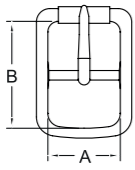
#	Size	Material	Color	pcs	g	A	B	C
						mm	in	mm
187270N00YK	27	bronze	N	250	24	27	1 1/16	29
187270Y00YK	27	bronze	Y	250	24	27	1 1/16	29

### CENTER BAR BUCKLE 135



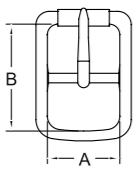
#	Size	Material	Color	pcs	g	A	B	C
						mm	in	mm
135270N00XK	27	bronze	N	100	32	27	1 1/16	41
135270Y00XK	27	bronze	Y	100	32	27	1 1/16	41

### CENTER BAR BUCKLE 154



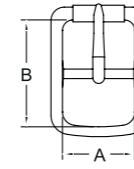
#	Size	Material	Color	pcs	g	A	B	C
						mm	in	mm
154120N00YK	12	bronze	N	250	9	12	15/32	19
154120Y00YK	12	bronze	Y	250	9	12	15/32	19
154130N00YK	13	bronze	N	250	10	13	33/64	25
154130Y00YK	13	bronze	Y	250	10	13	33/64	25
154170N00YK	17	bronze	N	200	11	17	43/64	26
154170Y00YK	17	bronze	Y	200	11	17	43/64	26
154200N00YK	20	bronze	N	200	13	20	25/32	32
154200Y00YK	20	bronze	Y	200	13	20	25/32	32
154270N00YK	27	bronze	N	100	29	27	1 1/16	43
154270Y00YK	27	bronze	Y	100	29	27	1 1/16	43

### CENTER BAR BUCKLE 157 Oval Ovale



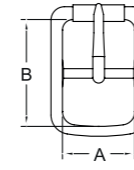
#	Size	Material	Color	pcs	g	A	B	C
						mm	in	mm
157200N00YK	20	bronze	N	100	24	20	25/32	36
157200Y00YK	20	bronze	Y	100	24	20	25/32	36
157220N00YK	22	bronze	N	100	36	22	55/64	42
157220Y00YK	22	bronze	Y	100	36	22	55/64	42
157260N00YK	26	bronze	N	50	39	26	1 1/32	45
157260Y00YK	26	bronze	Y	50	39	26	1 1/32	45

### CENTER BAR BUCKLE ROLLER 163



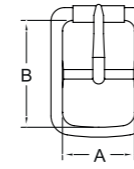
#	Size	Material	Color	pcs	g	A	B	C
						mm	in	mm
163140N00XK	14	bronze	N	250	5	14	35/64	18
163140Y00XK	14	bronze	Y	250	5	14	35/64	18

### CENTER BAR BUCKLE ROLLER 174



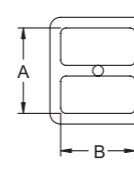
#	Size	Material	Color	pcs	g	A	B	C
						mm	in	mm
174200N00XK	20	bronze	N	100	15	20	25/32	30
174200Y00YK	20	bronze	Y	100	15	20	25/32	30

### CENTER BAR BUCKLE ROLLER 175



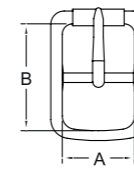
#	Size	Material	Color	pcs	g	A	B	C
						mm	in	mm
175160N00YK	16	bronze	N	200	8	16	5/8	21
175160Y00YK	16	bronze	Y	200	8	16	5/8	21
17516YN00YK	16	bronze	N	200	8	16	5/8	21
175180N00XK	18	bronze	N	200	11	18	23/32	23
175180Y00YK	18	bronze	Y	200	11	18	23/32	23
175200N00YK	20	bronze	N	100	14	20	25/32	25
175200Y00YK	20	bronze	Y	100	14	20	25/32	25
175220N00YK	22	bronze	N	100	16	22	55/64	26
175220Y00YK	22	bronze	Y	100	16	22	55/64	26
175270N00YK	27	bronze	N	100	30	27	1 1/16	31
175270Y00YK	27	bronze	Y	100	30	27	1 1/16	31

### CENTER BAR BUCKLE 149



#	Size	Material	Color	pcs	g	A	B	C
						mm	in	mm
149160N00YK	16	bronze	N	250	14	16	5/8	27
149160Y00YK	16	bronze	Y	250	14	16	5/8	27
149190000XK	19	bronze	N	200	16	19	3/4	31
149190N00YK	19	bronze	N	200	16	19	3/4	31
149190Y00YK	19	bronze	Y	200	16	19	3/4	31
149260N00YK	26	bronze	N	100	25	26	1 1/32	39
149260Y00YK	26	bronze	Y	100	25	26	1 1/32	39

### CENTER ROLLER BUCKLE 181



#	Size	Material	Color	pcs	g	A	B	C
						mm	in	mm
181220N00YK	22	bronze	N	100	32	22	55/64	38
181220Y00YK	22	bronze	Y	100	32	22	55/64	38

### CENTER BAR BUCKLE 182



#	Size	Material	Color	pcs	g	A		B		C	
						mm	in	mm	in	mm	in
18214X000XK	14	bronze	0	100	8	14	35/64	20	25/32	-	-
182210000XK	21	bronze	0	100	13	21	53/64	25	63/64	-	-
182270000XK	27	bronze	0	100	20	27	1 1/16	29	1 9/64	-	-

### CENTER BAR BUCKLE 183



#	Size	Material	Color	pcs	g	A		B		C	
						mm	in	mm	in	mm	in
183280N00XK	28	bronze	N	100	46	28	1 7/64	43	1 11/16	-	-
183280Y00XK	28	bronze	Y	100	46	28	1 7/64	43	1 11/16	-	-

### BUCKLE 923 2 lights buckle Fibbia a 2 luci




#	Size	Material	Color	pcs	g	A		B		C		D	
						mm	in	mm	in	mm	in	mm	in
923A302N0XK	30	alu alloy	■	50	12	32	1 17/64	35	1 3/8	7	9/32	5	13/64
923A302P0XK	30	alu alloy	□	50	12	32	1 17/64	35	1 3/8	7	9/32	5	13/64
923A442B0XK	44	alu alloy	■	50	17	44	1 47/64	41	1 39/64	9	23/64	6	15/64
923A442N0XK	44	alu alloy	■	50	17	44	1 47/64	41	1 39/64	9	23/64	6	15/64
923A442P0XK	44	alu alloy	□	50	17	44	1 47/64	41	1 39/64	9	23/64	6	15/64
923I44200XK	44	stainless steel	□	50	39	44	1 47/64	41	1 39/64	9	23/64	6	15/64

### BUCKLE 924



#	Size	Material	Color	pcs	g	A		B		C	
						mm	in	mm	in	mm	in
924A301N0XK	30	alu alloy	■	50	8	32	1 17/64	35	1 3/8	21	53/64
924A441B0XK	44	alu alloy	■	50	12	44	1 47/64	40	1 37/64	25	63/64
924A441N0XK	44	alu alloy	■	50	12	44	1 47/64	40	1 37/64	25	63/64
924A441P0XK	44	alu alloy	□	50	12	44	1 47/64	40	1 37/64	25	63/64
924F4410ZKX	44	carbon steel	⊠	50	47	44	1 47/64	45	1 49/64	25	63/64

### BUCKLE 925 2 lights round buckle Fibbia arrotondata a 2 luci



#	Size	Material	Color	pcs	g	A		B		C		D	
						mm	in	mm	in	mm	in	mm	in
925A442N0XK	44	alu alloy	■	100	25	44	1 47/64	6	15/64	18	45/64	79	3 7/64

### BUCKLE 926 2 lights buckle Fibbia a 2 luci



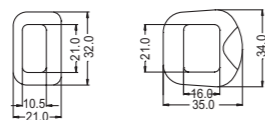
#	Size	Material	Color	pcs	g	A		B		C		D	
						mm	in	mm	in	mm	in	mm	in
926A462P0XK	46	alu alloy	□	-	24	44	1 47/64	6	15/64	17	43/64	61	2 13/32
926F462Z0XK	46	carbon steel	⊠	-	60	44	1 47/64	6	15/64	17	43/64	61	2 13/32

### BUCKLE 929 2 lights buckle Fibbia a 2 luci

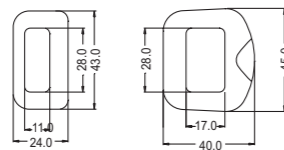


#	Size	Material	Color	pcs	g	A		B		C	
						mm	in	mm	in	mm	in
929F4420ZKX	44	carbon steel	⊠	50	37	44	1 47/64	29	1 9/64	5	13/64
929I44200XK	44	stainless steel	□	50	23	44	1 47/64	26	1 1/32	5	13/64

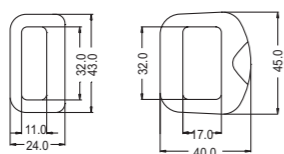
**BUCKLE 927** Self-locking buckle with rectangular counter-buckle  
Fibbia autobloccante con contro-fibbia rettangolare



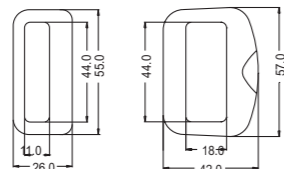
#	Size	Material	Color	pcs	g
927F211N0XK	21	carbon steel	■	50	28



#	Size	Material	Color	pcs	g
927F281N0XK	28	carbon steel	■	50	40



#	Size	Material	Color	pcs	g
927F321N0XK	32	carbon steel	■	50	39

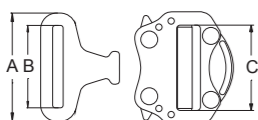



#	Size	Material	Color	pcs	g
927F441N0XK	44	carbon steel	■	50	51

**BUCKLE 928** Fast buckle  
Fibbia automatica



#	Size	Material	Color	pcs	g	A	B	C			
						mm	in	mm	in	mm	in
928A282N0XK	28	alu alloy	■	50	39	43	1 11/16	28	1 7/64	28	1 7/64



#	Size	Material	Color	pcs	g	A	B	C			
						mm	in	mm	in	mm	in
928F441N0XK	44	carbon steel	■	50	133	60	2 23/64	46	1 13/16	46	1 13/16





**FITTINGS FOR STRAPS 017** Self-locking buckle 40 mm  
Fibbia autobloccante 40 mm

Rectangular ring not welded (stainless steel)  
Anello rettangolare non saldato (acciaio inox)



#	Size	Material	Color	pcs	g	A	B
						mm	in
625020000XK	40x18	stainless steel		100	13	40	1 37/64
						mm	in
						18	23/32

2 Lights self-locking buckle  
Fibbia autobloccante a 2 luci

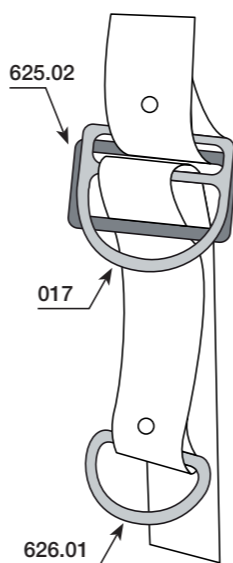


#	Size	Material	Color	pcs	g	A	B
						mm	in
017400000ZK	40	bronze		100	23	40	1 37/64
						mm	in
						-	-
017400N00XK	40	bronze		100	23	40	1 37/64
						mm	in
						-	-

Half round ring not welded (stainless steel)  
Anello semi-circolare non saldato (acciaio inox)



#	Size	Material	Color	pcs	g	A	B
						mm	in
626010000XK	40x28	stainless steel		100	13	42	1 21/32
						mm	in
						22	55/64



**FITTINGS FOR STRAPS 019** Self-locking buckle 50 mm  
Fibbia autobloccante 50 mm

Rectangular ring not welded (stainless steel)  
Anello rettangolare non saldato (acciaio inox)



#	Size	Material	Color	pcs	g	A	B
						mm	in
625030000XK	50x20	stainless steel		100	15	50	1 31/32
						mm	in
						20	25/32

3 Lights self-locking buckle  
Fibbia autobloccante a 3 luci

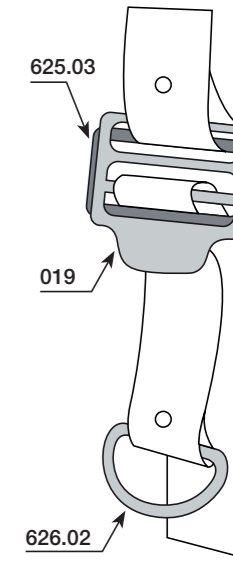


#	Size	Material	Color	pcs	g	A	B
						mm	in
019500000XK	50	bronze		100	42	50	1 31/32
						mm	in
						-	-
019500N00XK	50	bronze		100	42	50	1 31/32
						mm	in
						-	-
01950XC00XK	50	bronze		100	42	50	1 31/32
						mm	in
						-	-

Half round ring not welded (stainless steel)  
Anello semi-circolare non saldato (acciaio inox)

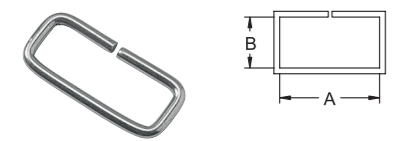


#	Size	Material	Color	pcs	g	A	B
						mm	in
626020000XK	50x25	stainless steel		100	15	50	1 31/32
						mm	in
						26	1 1/32




**FITTINGS FOR STRAPS 018** Self-locking buckle 40 mm  
Fibbia autobloccante 40 mm

Rectangular ring not welded (stainless steel)  
Anello rettangolare non saldato (acciaio inox)



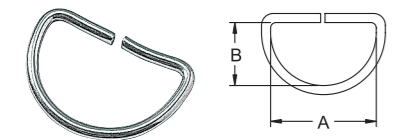
#	Size	Material	Color	pcs	g	A	B
						mm	in
625010000XK	40x13	stainless steel		100	12	40	1 37/64
						mm	in
						13	33/64

3 Lights self-locking buckle  
Fibbia autobloccante a 3 luci

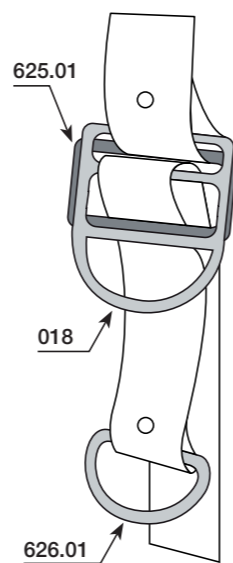


#	Size	Material	Color	pcs	g	A	B
						mm	in
018400000XK	40	bronze		100	47	40	1 37/64
						mm	in
						-	-
018400N00XK	40	bronze		100	47	40	1 37/64
						mm	in
						-	-

Half round ring not welded (stainless steel)  
Anello semi-circolare non saldato (acciaio inox)



#	Size	Material	Color	pcs	g	A	B
						mm	in
626010000XK	40x28	stainless steel		100	13	42	1 21/32
						mm	in
						22	55/64



Kong offers a wide range of accessories dedicated to the nautical world, consisting of sophisticated fastening devices and quick releases, special connectors for every need, anchor savers, crickets and famous anchor connectors appreciated worldwide and made in the highest quality. The material used is the precious stainless steel AISI 316, the best for strength and durability in highly corrosive saline environments, urban and industrial environments, chemical, food and agro-food industries.

Kong offre un'ampia gamma di prodotti accessori dedicati al mondo della nautica, composta da raffinati dispositivi per l'attracco e lo sgancio rapido, speciali connettori per ogni esigenza, salva-ancora, grilli e i famosi ed apprezzati giunti per ancora di altissima qualità.

Il materiale utilizzato è il pregiato acciaio inossidabile AISI 316, il top per quanto riguarda resistenza e durabilità in ambienti salini altamente corrosivi, ambienti urbani ed industriali, industria chimica, alimentare ed agroalimentare.

## MARINE ACCESSORIES ACCESSORI NAUTICA



Quick release  
Sganci rapidi



Mooring hooks  
Ganci d'attracco



Anchor connectors  
Giunti per ancora



Chain connectors  
Connettori per catena

## QUICK RELEASE 520

- Stainless steel AISI 316 quick release, useful in all situations where you may need to quickly disengage from the attachment point (water skiing, lanyard positioning, etc...)
- It is sufficient to pull the ring to quickly open the closing lever, even under load.
- Available in 4 sizes.

- Sgancio rapido in acciaio inox AISI 316, utile in tutte le situazioni in cui potrebbe essere necessario svincolarsi velocemente dal punto di attacco (sci nautico, longe di posizionamento, ecc...)
- È sufficiente tirare l'anello per aprire rapidamente la leva di chiusura, anche sotto carico.
- Disponibile in 4 misure.



#	Size	Material	S.W.L. 1/4 USE kN	Norm	Color	◀ kN	▲ g	A mm	B mm	C mm	D mm	E mm	F mm
520000000XK 00	00	stainless steel	100 kg	-	■	400 kg	10	33	21	10	-	6	-
520010000XK 01	01	stainless steel	300 kg	-	■	1200 kg	50	57	33	12	-	10	-
520020000XK 02	02	stainless steel	550 kg	-	■	2000 kg	90	70	46	18	-	13	-
520030000XK 03	03	stainless steel	875 kg	-	■	3500 kg	232	100	60	26	-	17	-

## QUICK RELEASE 521

- Stainless steel AISI 316 quick release, useful in all situations where you may need to quickly disengage from the attachment point (water skiing, lanyard positioning, etc...)
- Equipped with swivel connection to prevent tangling of the lanyard.
- It is sufficient to pull the ring to quickly open the closing lever, even under load.
- Available in 3 sizes.

- Sgancio rapido in acciaio inox AISI 316, utile in tutte le situazioni in cui potrebbe essere necessario svincolarsi velocemente dal punto di attacco (sci nautico, longe di posizionamento, ecc...)
- Dotato di attacco girevole per evitare l'attorcigliamento delle longe.
- È sufficiente tirare l'anello per aprire rapidamente la leva di chiusura, anche sotto carico.
- Disponibile in 3 misure.




#	Size	Material	S.W.L. 1/4 USE kN	Norm	Color	◀ kN	▲ g	A mm	B mm	C mm	D mm	E mm	F mm
521010000XK 01	01	stainless steel	300 kg	-	■	1200 kg	58	68	33	13	-	11	-
521020000XK 02	02	stainless steel	550 kg	-	■	2000 kg	120	87	42	18	-	15	-
521030000XK 03	03	stainless steel	875 kg	-	■	3500 kg	320	125	60	24	-	19	-


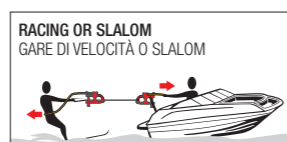
## QUICK RELEASE 525 ■ PATENTED

- Stainless steel AISI 316 quick release, useful in all situations where you may need to quickly disengage from the attachment point (water skiing, lanyard positioning, etc...)
- It is sufficient to pull the cord to quickly open the closing lever, even under load.
- Certified R.I.N.A.
- Patented.

- Sgancio rapido in acciaio inox AISI 316, utile in tutte le situazioni in cui potrebbe essere necessario svincolarsi velocemente dal punto di attacco (sci nautico, longe di posizionamento, ecc...)
- È sufficiente tirare il cordino per aprire rapidamente la leva di chiusura, anche sotto carico.
- Certificato R.I.N.A.
- Brevettato.



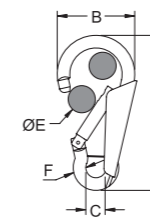
#	Size	Material	S.W.L. 1/4 USE kN	Norm	Color	◀ kN	▲ g	A mm	B mm	C mm	D mm	E mm	F mm
525000000KK 01	01	stainless steel	150 kg	R.I.N.A. 1/165/86/DP	■	1000 kg	75	59	37	17	-	16	-



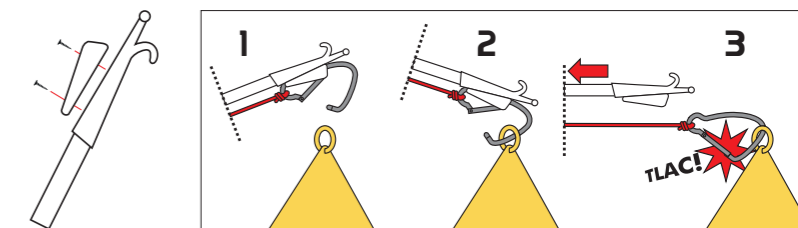
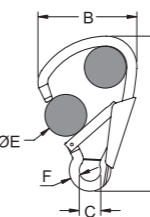

## MOORING HOOK ■ KEYLOCK

- The KONG mooring hook plate can be fitted to any boathook by using the two screws included.
- It allows easy and safe docking maneuvers to the buoy.
- Made of stainless steel AISI 316.

- La piastra del gancio d'attacco KONG si applica a qualunque mezzo marinaio mediante le due viti in dotazione.
- Facilita e rende sicure le manovre di attracco alla boa.
- Realizzato in acciaio inox AISI 316.



#	Size	Material	S.W.L. 1/4 USE kN	Norm	Color	◀ kN	▲ g	A mm	B mm	C mm	D mm	E mm	F mm
650160000KK	-	stainless steel	6	-	■	24	450	160	80	22.5	-	30	13

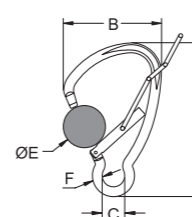


#	Size	Material	S.W.L. 1/4 USE kN	Norm	Color	◀ kN	▲ g	A mm	B mm	C mm	D mm	E mm	F mm
650200000KK	-	stainless steel	6	-	■	24	590	200	129	22.5	-	56	13


## MOORING HOOK 201 ■ KEYLOCK ■ PATENTED

- Mooring hook that allows the user to hold and release a buoy from a distance, avoiding the fixing of any support on the boat hook.
- Very simple to use, you just have to hold the boat hook with one hand and pull the rope with the other hand in order to open the gate of the connector.
- Made with stainless steel AISI 316, it guarantees heavy loads up to 24 kN.
- Patent n° 9410992.

- Gancio d'attracco che permette di effettuare a distanza l'aggancio e lo sgancio di una boa, senza dover fissare nessun supporto al mezzo marinaio.
- Basta semplicemente tenere con una mano il mezzo marinaio e con l'altra mano trazione la cima per permettere l'apertura della leva.
- Realizzato in acciaio inox AISI 316, garantisce carichi elevati (24 kN).
- Sistema brevettato: brevetto n° 9410992.



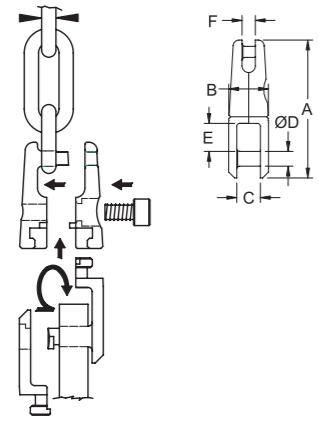
#	Size	Material	S.W.L. 1/4 USE kN	Norm	Color	◀ kN	▲ g	A mm	B mm	C mm	D mm	E mm	F mm
650201000KK	-	stainless steel	6	-	■	24	550	200	129	22.5	-	56	13



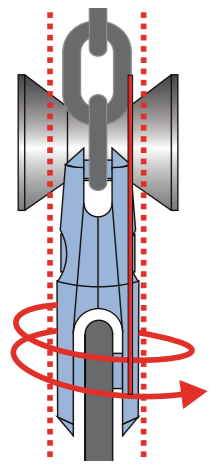
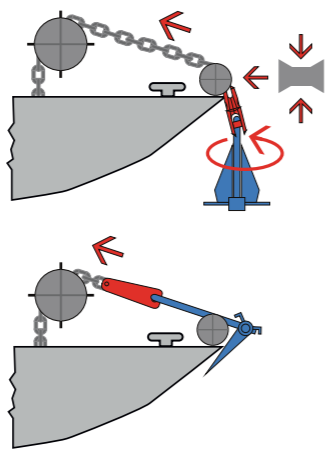
## SWIVEL ANCHOR CONNECTOR

- Swivel anchor connector made of high quality stainless steel AISI 316.
- Anchor slides perfectly through the ferrule without any problems or damage to the sheaving. Anchor straightens up automatically and is correctly positioned on board.
- It has a hold on the seabed without the chain twisting.
- The bigger version # 644.16 is designed for anchors up to 150 kg.

- Giunto girevole per ancora realizzato in acciaio inox AISI 316 di altissima qualità.
- Scorrimento perfetto dell'ancora nel puntale senza intoppi o danni alle pulegge. Raddrizzamento automatico e corretto posizionamento dell'ancora a bordo.
- Tenuta dell'ancora sul fondo senza torsioni sulla catena.
- Disponibile in quattro misure per catene da 6 a 20 mm.
- La speciale versione 644.16 è in grado di sostenere ancore fino a 150 kg.

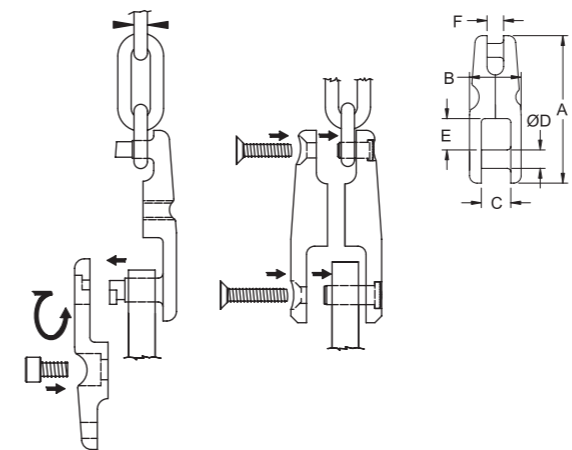


#	mm	Material	USE Kg <sup>f</sup>	Color	g	A mm	B mm	C mm	D mm	E mm	F mm
64408000KK	6÷8	stainless steel	2500	850	240	93	28	16	10	19	9
64410000KK	8÷12	stainless steel	5000	2000	550	117	37	22	13	23	13
64412000KK	12÷14	stainless steel	9500	3000	2350	155	66	35	18	30	17
64416000KK	16÷20	stainless steel	20000	5000	5000	190	86	43	22	42	20

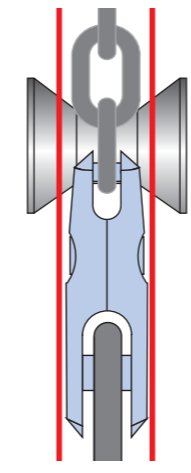
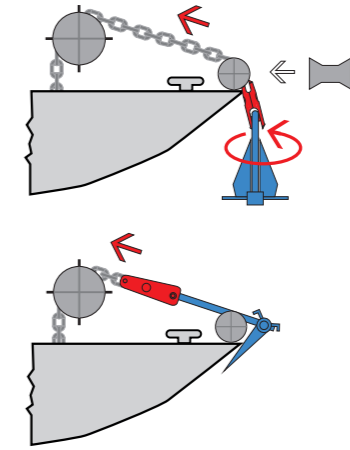



**BREAKING LOAD**

644.08	850 Kg <sup>f</sup> *
644.10	2000 Kg <sup>f</sup> *
644.12	3000 Kg <sup>f</sup> *
644.16	5000 Kg <sup>f</sup> *



#	mm	Material	USE Kg <sup>f</sup>	Color	g	A mm	B mm	C mm	D mm	E mm	F mm
64308000KK	6-7-8	stainless steel	2500	850	180	80	28	16	10	19	9
64310000KK	8-10-12	stainless steel	5000	2000	410	100	37	22	13	23.5	13
64312000KK	12-13-14	stainless steel	9500	3000	1000	125	55	33	18	28	17
444080Z00KK	6-7-8	carbon steel	2500	850	180	80	28	16	10	19	9
444120Z00KK	12-13-14	carbon steel	9500	3000	1440	144	54	31	16	26	16

**BREAKING LOAD**

643.08	850 Kg <sup>f</sup> *
643.10	2000 Kg <sup>f</sup> *
643.12	3000 Kg <sup>f</sup> *
444.08	850 Kg <sup>f</sup> *
444.12	3000 Kg <sup>f</sup> *

## FIXED ANCHOR CONNECTOR

- Fixed anchor connector made of high quality stainless steel AISI 316 or carbon steel.
- Anchor slides perfectly through the ferrule without any problems or damage to the sheaving.
- Anchor straightens up automatically and is correctly positioned on board.
- Available in 3 sizes.

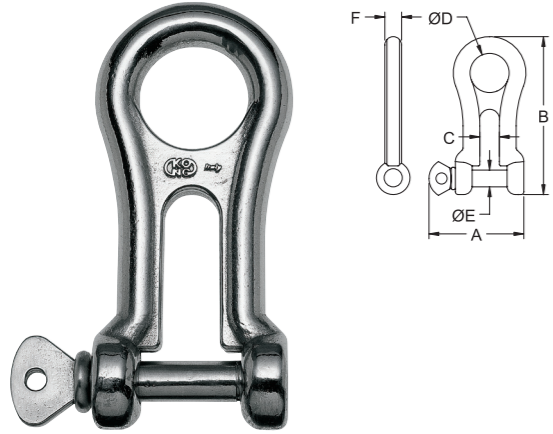
- Giunto per ancora realizzato in acciaio inox AISI 316 o acciaio al carbonio di altissima qualità.
- Scorrimento perfetto dell'ancora nel puntale senza intoppi o danni alle pulegge.
- Raddrizzamento automatico e corretto posizionamento dell'ancora a bordo.
- Disponibile in 3 misure.




**CHAIN GRIPPER** ■ **PATENTED**

- Innovative multipurpose connector for rapid attachment to any chain parts from 5 to 12 mm.
- Made of AISI 316 stainless steel, high quality.
- Patented.


- Innovativo connettore multiuso per attaccarsi rapidamente ad ogni punto di qualsiasi catena da mm. 5 a mm. 12.
- Realizzato in acciaio INOX AISI 316 di altissima qualità.
- Prodotto brevettato.



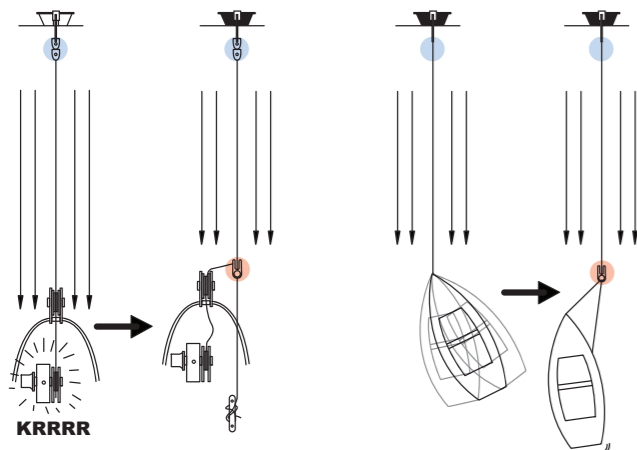
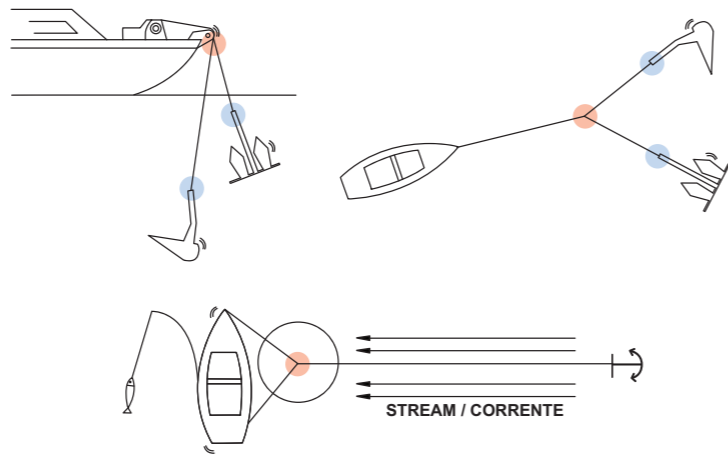
#	mm	Material	S.W.L. 1/4 USE kN	Norm	Color	◆ kN	▲ g	A mm	B mm	C mm	D mm	E mm	F mm
61408000KK	5÷8	stainless steel	7	-	■	25	94	47.5	75	9.5	19	8	8
61412000KK	8÷12	stainless steel	15	-	■	50	297	68	113	14	28	12	12



#614.08  
#614.12  
**CHAIN GRIPPER**



#643  
#644  
#444  
**ANCHOR CONNECTOR**



**SHACKLES**



#	Size	Material	Color	◆ kN	◆ kN	↻ kN	▲ g	A mm	B mm	C mm	D mm	E mm	F mm
609040000XK	4	stainless steel	■	700 Kg	-	-	7	4	18	8	4	-	-
609050000XK	5	stainless steel	■	1000 Kg	-	-	16	5	20	9	5	-	-
609060000XK	6	stainless steel	■	1600 Kg	-	-	24	6	21.5	12	6	-	-
609080000XK	8	stainless steel	■	3000 Kg	-	-	59	8	33	16.5	8	-	-
609100000XK	10	stainless steel	■	4800 Kg	-	-	109	10	34.5	20	10	-	-
609120000XK	12	stainless steel	■	7000 Kg	-	-	192	12	43.5	23	12	-	-
609130000XK	13	stainless steel	■	9000 Kg	-	-	311	13	54.5	27	13	-	-
609140000XK	14	stainless steel	■	1000 Kg	-	-	320	14	55	29	14	-	-
609160000XK	16	stainless steel	■	11000 Kg	-	-	494	16	66	31	16	-	-

**SHACKLES**



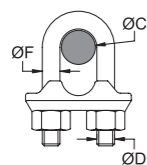
#	Size	Material	Color	◆ kN	◆ kN	↻ kN	▲ g	A mm	B mm	C mm	D mm	E mm	F mm
610040000XK	4	stainless steel	■	700 Kg	-	-	8	4	18.5	9	4	12.5	-
610050000XK	5	stainless steel	■	1000 Kg	-	-	15	5	21.5	11.5	5	18.5	-
610060000XK	6	stainless steel	■	1600 Kg	-	-	26	6	24.5	13	6	20	-
610080000XK	8	stainless steel	■	3000 Kg	-	-	67	8	34	15.5	8	27	-
610100000XK	10	stainless steel	■	4800 Kg	-	-	120	10	42.5	21	10	32.5	-
610120000XK	12	stainless steel	■	7000 Kg	-	-	207	12	49	25	12	39	-

**SHACKLES**



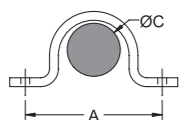
#	Size	Material	Color	◆ kN	◆ kN	↻ kN	▲ g	A mm	B mm	C mm	D mm	E mm	F mm
611040000XK	4	stainless steel	■	700 Kg	-	-	10	4	34	9	3.5	-	-
611050000XK	5	stainless steel	■	1000 Kg	-	-	20	5	38.5	10.5	5	-	-
611060000XK	6	stainless steel	■	1600 Kg	-	-	34	6	46	12.5	6	-	-
611080000XK	8	stainless steel	■	3000 Kg	-	-	83	8	61	17	8	-	-
611100000XK	10	stainless steel	■	4800 Kg	-	-	152	10	80.5	21	10	-	-

### CLIP FOR CABLE & ROPE



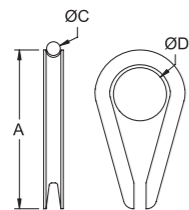
#	Size	Material	Color	◀	◆	↻	⚖	A	B	C	D	E	F
				kN	kN	kN	g	mm	mm	mm	mm	mm	mm
634020000XK	2	stainless steel	■	-	-	-	9	-	-	4.5	2.5	-	2.5
634030000XK	3	stainless steel	■	-	-	-	10	-	-	5.5	3	-	2.5
634040000XK	4	stainless steel	■	-	-	-	14	-	-	5.5	4	-	3.5
634050000XK	5	stainless steel	■	-	-	-	20	-	-	7	5	-	4.5
634060000XK	6	stainless steel	■	-	-	-	42	-	-	8.5	5.5	-	5.5
634080000XK	8	stainless steel	■	-	-	-	45	-	-	9.5	6	-	5.5
634100000XK	10	stainless steel	■	-	-	-	95	-	-	13	7.5	-	7
634120000XK	12	stainless steel	■	-	-	-	137	-	-	14.5	10	-	9
634200000XK	20	stainless steel	■	-	-	-	257	-	-	20	11.5	-	10.5

### CLIP FOR CABLE & ROPE



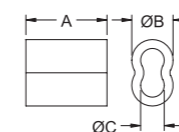
#	Size	Material	Color	◀	◆	↻	⚖	A	B	C	D	E	F
				kN	kN	kN	g	mm	mm	mm	mm	mm	mm
635100000XK	10	stainless steel	■	-	-	-	3	31	-	11	-	-	-
635200000XK	20	stainless steel	■	-	-	-	7	36	-	14	-	-	-
635300000XK	30	stainless steel	■	-	-	-	13	42	-	17	-	-	-

### CLIP FOR CABLE & ROPE




#	Size	Material	Color	◀	◆	↻	⚖	A	B	C	D	E	F
				kN	kN	kN	g	mm	mm	mm	mm	mm	mm
645010000XK	2	stainless steel	■	-	-	-	1	18	-	2	7	-	-
645020000XK	2.5	stainless steel	■	-	-	-	2	21	-	2.5	8	-	-
645030000XK	3	stainless steel	■	-	-	-	3	25	-	3	10	-	-
645040000XK	4	stainless steel	■	-	-	-	4	28	-	4	11	-	-
645050000XK	5	stainless steel	■	-	-	-	5	32	-	5	12.5	-	-
645060000XK	6	stainless steel	■	-	-	-	10	38	-	6	14	-	-
645080000XK	8	stainless steel	■	-	-	-	18	48	-	8	18	-	-
645100000XK	10	stainless steel	■	-	-	-	25	56	-	10	27	-	-
645120000XK	12	stainless steel	■	-	-	-	36	66	-	12	28	-	-
645140000XK	14	stainless steel	■	-	-	-	60	72	-	14	32	-	-
645160000XK	16	stainless steel	■	-	-	-	81	85.5	-	16	38	-	-

### COPPER SLEEVE (TYPE TALLORIT)



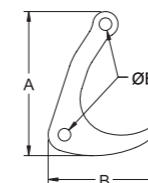
#	Size	Material	Color	◀	◆	↻	⚖	A	B	C	D	E	F
				kN	kN	kN	g	mm	mm	mm	mm	mm	mm
646010000XK	2	copper	■	-	-	-	1	9.5	4	2	-	-	-
646020000XK	2.5	copper	■	-	-	-	2	10	5.5	3	-	-	-
646030000XK	3	copper	■	-	-	-	7	14	8.5	4	-	-	-
646040000XK	4	copper	■	-	-	-	10	16	9	4.5	-	-	-
646050000XK	5	copper	■	-	-	-	16	18	11	5.5	-	-	-
646060000XK	6	copper	■	-	-	-	20	22	12	6.5	-	-	-
646080000XK	8	copper	■	-	-	-	50	27	17	9	-	-	-
646100000XK	10	copper	■	-	-	-	67	31.5	18.5	11.5	-	-	-



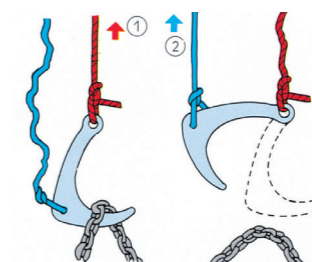
### ANCHOR SAVER

- Stainless steel hook that allows the freeing of an anchor that is entangled in the chains of others, in the catenary of buoys, moorings, etc. without the need to dive into the water, without effort, without getting dirty and especially without risks.
- Made of stainless steel, the Kong Anchor Saver is an accessory that is essential on every boat.

- Gancio che permette di liberare l'ancora rimasta impigliata nelle catene altrui, nella catenaria di boe, ormeggi, ecc..., senza tuffarsi in acqua, senza fatica, senza sporcare e soprattutto senza rischi.
- Realizzato in acciaio inox, il Salva Ancora Kong è un accessorio che non può assolutamente mancare in qualunque imbarcazione.



#	Size	Material	S.W.L. 1/4 USE kN	Norm	Color	⚖	A	B	C	D	E	F
						g	mm	mm	mm	mm	mm	mm
422000Z00KK	-	carbon steel	300 kg	-	■	685	195	150	-	-	15	-



## ELASTIC TETHER EVO

- Elastic safety tether for improving the safety during sailboat racing.
- Aluminum double-action safety hook, built-in stress indicator and stainless steel connectors with express sleeve for improved security offshore, whether racing or cruising.
- The boat-end aluminum safety hook has an easy-to-use double-action gate that automatically locks closed, so it won't accidentally release from attachment points.

- Longe elastica per migliorare la sicurezza durante durante gli spostamenti a bordo delle imbarcazioni, in particolare durante le regate.
- Dotato di connettore in lega d'alluminio a doppia azione, fettuccia elastica con indicatore di stress e connettore express in acciaio inox.
- Il connettore in alluminio ha una leva a doppia azione semplice da usare, che si blocca automaticamente in chiusura, in modo da non fuoriuscire accidentalmente dai punti di attacco.

**With overload indicator**  
Con indicatore di sovraccarico

## ELASTIC TETHER EVO SINGLE



#	Norm	g	Load kgf
233SETE01KK	EN ISO 12401:2009	450	-

## ELASTIC TETHER EVO DOUBLE



#	Norm	g	Load kgf
234SETE01KK	EN ISO 12401:2009	650	-

## ELASTIC TETHER

- Elastic safety tether for improving the safety during sailboat racing.
- Aluminum double-action safety hook, built-in stress indicator and welded O-ring for improved security offshore, whether racing or cruising.
- The boat-end aluminum safety hook has an easy-to-use double-action gate that automatically locks closed, so it won't accidentally release from attachment points.

**With overload indicator**  
Con indicatore di sovraccarico

## ELASTIC TETHER SINGLE



#	Norm	g	Load kgf
284SETE01KK	CE EN 1095	-	22

## ELASTIC TETHER DOUBLE



#	Norm	g	Load kgf
283SETE01KK	CE EN 1095	-	22

#	Description	Page
<b># 0</b>		
01740000ZK	FITTINGS FOR STRAPS 017 SIZE 40	78
017400N00XK	FITTINGS FOR STRAPS 017 SIZE 40	78
018400000XK	FITTINGS FOR STRAPS 018 SIZE 40	78
018400N00XK	FITTINGS FOR STRAPS 018 SIZE 40	78
019500000XK	FITTINGS FOR STRAPS 019 SIZE 50	79
019500N00XK	FITTINGS FOR STRAPS 019 SIZE 50	79
01950XC00XK	FITTINGS FOR STRAPS 019 SIZE 50	79
<b># 1</b>		
101270N00YK	ROUND RING 102 SIZE 27	66
101270Y00YK	ROUND RING 101 SIZE 27	66
10127Y000YK	ROUND RING 103 SIZE 27	66
101290N00YK	ROUND RING 104 SIZE 29	66
101290Y00YK	ROUND RING 105 SIZE 29	66
101320N00YK	ROUND RING 106 SIZE 32	66
101320Y00YK	ROUND RING 107 SIZE 32	66
101350N00YK	ROUND RING 108 SIZE 35	66
101350Y00YK	ROUND RING 109 SIZE 35	66
101380000YK	ROUND RING 110 SIZE 38	66
101380N00YK	ROUND RING 111 SIZE 38	66
101380Y00YK	ROUND RING 112 SIZE 38	66
101450000YK	ROUND RING 113 SIZE 45	66
101450N00YK	ROUND RING 114 SIZE 45	66
101450Y00YK	ROUND RING 115 SIZE 45	66
101500N00YK	ROUND RING 116 SIZE 50	66
101500Y00YK	ROUND RING 117 SIZE 50	66
101650N00YK	ROUND RING 118 SIZE 65	66
101650Y00YK	ROUND RING 119 SIZE 65	66
101750N00YK	ROUND RING 120 SIZE 75	66
101750Y00YK	ROUND RING 121 SIZE 75	66
102160N00YK	2 LIGHTS RING 102 SIZE 16	66
102160Y00YK	2 LIGHTS RING 102 SIZE 16	66
102190N00YK	2 LIGHTS RING 102 SIZE 19	66
102190Y00YK	2 LIGHTS RING 102 SIZE 19	66
102200N00YK	2 LIGHTS RING 102 SIZE 20	66
102200Y00YK	2 LIGHTS RING 102 SIZE 20	66
102270000YK	2 LIGHTS RING 102 SIZE 27	66
102270N00YK	2 LIGHTS RING 102 SIZE 27	66
102270Y00YK	2 LIGHTS RING 102 SIZE 27	66
103200N00YK	3 LIGHTS RING 103 SIZE 20	66
103200Y00YK	3 LIGHTS RING 103 SIZE 20	66
103270000YK	3 LIGHTS RING 103 SIZE 27	66
103270N00YK	3 LIGHTS RING 103 SIZE 27	66
103270Y00YK	3 LIGHTS RING 103 SIZE 27	66
103290N00YK	3 LIGHTS RING 103 SIZE 29	66
103290Y00YK	3 LIGHTS RING 103 SIZE 29	66
104260000XK	RECTANGULAR RING 104 SIZE 26	66
104260Y00XK	RECTANGULAR RING 104 SIZE 26	66

#	Description	Page
104310Y00XK	RECTANGULAR RING 104 SIZE 31	66
105200N00XK	SQUARE RING 105 SIZE 20	67
105200Y00XK	SQUARE RING 105 SIZE 20	67
10520YN00XK	SQUARE RING 105 SIZE 20	67
107200N00XK	OVAL RING 107 SIZE 20.5	67
107200Y00XK	OVAL RING 107 SIZE 20.5	67
107270N00XK	OVAL RING 107 SIZE 27	67
107270Y00XK	OVAL RING 107 SIZE 27	67
108220Y00XK	RECTANGULAR RING 108 SIZE 22	67
108270Y00XK	RECTANGULAR RING 108 SIZE 27	67
122270Y00XK	TRIANGULAR RING 122	67
123140N00XK	D RING LIGHT 123 SIZE 14	67
123140Y00XK	D RING LIGHT 123 SIZE 14	67
123170N00XK	D RING LIGHT 123 SIZE 17	67
123170Y00XK	D RING LIGHT 123 SIZE 17	67
12317YN00XK	D RING LIGHT 123 SIZE 17	67
123210000XK	D RING LIGHT 123 SIZE 21	67
123210N00XK	D RING LIGHT 123 SIZE 21	67
123210Y00XK	D RING LIGHT 123 SIZE 21	67
123270000XK	D RING LIGHT 123 SIZE 27	67
123270N00XK	D RING LIGHT 123 SIZE 27	67
123270Y00XK	D RING LIGHT 123 SIZE 27	67
12327YN00XK	D RING LIGHT 123 SIZE 27	67
123290000XK	D RING LIGHT 123 SIZE 29	67
123290N00XK	D RING LIGHT 123 SIZE 29	67
123290Y00XK	D RING LIGHT 123 SIZE 29	67
123360Y00XK	D RING LIGHT 123 SIZE 36	67
125250N00XK	BUCKLE 125 SIZE 25X11	69
125250Y00XK	BUCKLE 125 SIZE 25X11	69
129200Y00XK	BUCKLE 129 SIZE 20	69
129250N00XK	BUCKLE 129 SIZE 25	69
129250Y00XK	BUCKLE 129 SIZE 25	69
129280N00XK	BUCKLE 129 SIZE 28	69
129280Y00XK	BUCKLE 129 SIZE 28	69
132160N00XK	SIMPLE BUCKLE ROLLER 132 SIZE 16	70
132160Y00YK	SIMPLE BUCKLE ROLLER 132 SIZE 16	70
132200N00XK	SIMPLE BUCKLE ROLLER 132 SIZE 20	70
132200Y00YK	SIMPLE BUCKLE ROLLER 132 SIZE 20	70
132300N00XK	SIMPLE BUCKLE ROLLER 132 SIZE 30	70
135270N00XK	CENTER BAR BUCKLE 135 SIZE 27	72
135270Y00XK	CENTER BAR BUCKLE 135 SIZE 27	72
140180N00XK	D RING HEAVY 140 SIZE 18	68
140180Y00YK	D RING HEAVY 140 SIZE 18	68
140250000YK	D RING HEAVY 140 SIZE 25	68
140250C00XK	D RING HEAVY 140 SIZE 25	68
140250N00XK	D RING HEAVY 140 SIZE 25	68
140250Y00YK	D RING HEAVY 140 SIZE 25	68
140400N00XK	D RING HEAVY 140 SIZE 40	68

#	Description	Page
140400Y00YK	D RING HEAVY 140 SIZE 40	68
140530N00XK	D RING HEAVY 140 SIZE 53	68
140530Y00YK	D RING HEAVY 140 SIZE 53	68
144250N00XK	SIMPLE BUCKLE 144 SIZE 25	70
144250Y00YK	SIMPLE BUCKLE 144 SIZE 25	70
149160N00YK	CENTER BAR BUCKLE 149 SIZE 16	73
149160Y00YK	CENTER BAR BUCKLE 149 SIZE 16	73
149190000XK	CENTER BAR BUCKLE 149 SIZE 19	73
149190N00YK	CENTER BAR BUCKLE 149 SIZE 19	73
149190Y00YK	CENTER BAR BUCKLE 149 SIZE 19	73
149260N00YK	CENTER BAR BUCKLE 149 SIZE 26	73
149260Y00YK	CENTER BAR BUCKLE 149 SIZE 26	73
154120N00YK	CENTER BAR BUCKLE 154 SIZE 12	72
154120Y00YK	CENTER BAR BUCKLE 154 SIZE 12	72
154130N00YK	CENTER BAR BUCKLE 154 SIZE 13	72
154130Y00YK	CENTER BAR BUCKLE 154 SIZE 13	72
154170N00YK	CENTER BAR BUCKLE 154 SIZE 17	72
154170Y00YK	CENTER BAR BUCKLE 154 SIZE 17	72
154200000YK	CENTER BAR BUCKLE 154 SIZE 20	72
154200N00YK	CENTER BAR BUCKLE 154 SIZE 20	72
154270N00YK	CENTER BAR BUCKLE 154 SIZE 27	72
154270Y00YK	CENTER BAR BUCKLE 154 SIZE 27	72
157200N00YK	CENTER BAR BUCKLE 157 SIZE 20	72
157200Y00YK	CENTER BAR BUCKLE 157 SIZE 20	72
157220000YK	CENTER BAR BUCKLE 157 SIZE 22	72
157220N00YK	CENTER BAR BUCKLE 157 SIZE 22	72
157220Y00YK	CENTER BAR BUCKLE 157 SIZE 22	72
157260N00YK	CENTER BAR BUCKLE 157 SIZE 26	72
157260Y00YK	CENTER BAR BUCKLE 157 SIZE 26	72
161130N00YK	SIMPLE BUCKLE 161 SIZE 13	70
161130Y00YK	SIMPLE BUCKLE 161 SIZE 13	70
161160N00YK	SIMPLE BUCKLE 161 SIZE 16	70
161160Y00YK	SIMPLE BUCKLE 161 SIZE 16	70
161210000YK	SIMPLE BUCKLE 161 SIZE 21	70
161210N00YK	SIMPLE BUCKLE 161 SIZE 21	70
161210Y00YK	SIMPLE BUCKLE 161 SIZE 21	70
163140N00XK	CENTER BAR BUCKLE ROLLER 163 SIZE 14	73
163140Y00XK	CENTER BAR BUCKLE ROLLER 163 SIZE 14	73
171140N00YK	SIMPLE BUCKLE 171 SIZE 14	71
171140Y00YK	SIMPLE BUCKLE 171 SIZE 14	71
171170000YK	SIMPLE BUCKLE 171 SIZE 17	71
171170N00YK	SIMPLE BUCKLE 171 SIZE 17	71
171170Y00YK	SIMPLE BUCKLE 171 SIZE 17	71
172120N00XK	SIMPLE BUCKLE 172 SIZE 12	71
172120Y00YK	SIMPLE BUCKLE 172 SIZE 12	71
172150N00XK	SIMPLE BUCKLE 172 SIZE 15	71
172150Y00YK	SIMPLE BUCKLE 172 SIZE 15	71
174200N00XK	CENTER BAR BUCKLE ROLLER 174 SIZE 20	73

#	Description	Page
174200Y00YK	CENTER BAR BUCKLE ROLLER 174 SIZE 20	73
175160N00YK	CENTER BAR BUCKLE ROLLER 175 SIZE 16	73
175160Y00YK	CENTER BAR BUCKLE ROLLER 175 SIZE 16	73
17516YN00YK	CENTER BAR BUCKLE ROLLER 175 SIZE 16	73
175180N00XK	CENTER BAR BUCKLE ROLLER 175 SIZE 18	73
175180Y00YK	CENTER BAR BUCKLE ROLLER 175 SIZE 18	73
175200N00YK	CENTER BAR BUCKLE ROLLER 175 SIZE 20	73
175200Y00YK	CENTER BAR BUCKLE ROLLER 175 SIZE 20	73
175220N00YK	CENTER BAR BUCKLE ROLLER 175 SIZE 22	73
175220Y00YK	CENTER BAR BUCKLE ROLLER 175 SIZE 22	73
175270N00YK	CENTER BAR BUCKLE ROLLER 175 SIZE 27	73
175270Y00YK	CENTER BAR BUCKLE ROLLER 175 SIZE 27	73
176260N00XK	SIMPLE BUCKLE 176 SIZE 26	70
176260Y00YK	SIMPLE BUCKLE 176 SIZE 26	70
177200000XK	RECTANGULAR RING 177 SIZE 20	68
177200N00XK	RECTANGULAR RING 177 SIZE 20	68
178140000XK	SIMPLE BUCKLE ROLLER 178 SIZE 14	71
178140N00XK	SIMPLE BUCKLE ROLLER 178 SIZE 14	71
178140Y00YK	SIMPLE BUCKLE ROLLER 178 SIZE 14	71
179260N00YK	SIMPLE BUCKLE ROLLER 179 SIZE 26	71
179260Y00YK	SIMPLE BUCKLE ROLLER 179 SIZE 26	71
179350N00YK	SIMPLE BUCKLE ROLLER 179 SIZE 35	71
179350Y00YK	SIMPLE BUCKLE ROLLER 179 SIZE 35	71
180260N00YK	HEAVY DUTY BUCKLE 180 SIZE 26	72
181220N00YK	CENTER BAR BUCKLE 181 SIZE 22	73
181220Y00YK	CENTER BAR BUCKLE 181 SIZE 22	73
18214X000XK	CENTER BAR BUCKLE 182 SIZE 14	74
182210000XK	CENTER BAR BUCKLE 182 SIZE 21	74
182270000XK	CENTER BAR BUCKLE 182 SIZE 27	74
183280N00XK	CENTER BAR BUCKLE 183 SIZE 28	74
183280Y00XK	CENTER BAR BUCKLE 183 SIZE 28	74
185220N00XK	SIMPLE BUCKLE 185 SIZE 22	70
185220Y00YK	SIMPLE BUCKLE 185 SIZE 22	70
186180N00XK	SIMPLE BUCKLE ROLLER 186 SIZE 18	71
186180Y00YK	SIMPLE BUCKLE ROLLER 186 SIZE 18	71
186210N00YK	SIMPLE BUCKLE ROLLER 186 SIZE 21	71
186210Y00YK	SIMPLE BUCKLE ROLLER 186 SIZE 21	71
187270N00YK	SIMPLE BUCKLE 187 SIZE 27	72
187270Y00YK	SIMPLE BUCKLE 187 SIZE 27	72
191500N00XK	BUCKLE 191 SIZE 50	69
191500Y00YK	BUCKLE 191 SIZE 50	69
192500000YK	BUCKLE 192 SIZE 50	69
192500N00XK	BUCKLE 192 SIZE 50	69
192500Y00YK	BUCKLE 192 SIZE 50	69
<b># 2</b>		
233SETE01KK	ELASTIC TETHER EVO SINGLE	90
234SETE01KK	ELASTIC TETHER EVO DOUBLE	90
266000100KK	PADDLE BENT GATE	21







#	Description	Page
645120000XK	CLIP FOR CABLE & ROPE SIZE 12	88
645140000XK	CLIP FOR CABLE & ROPE SIZE 14	88
645160000XK	CLIP FOR CABLE & ROPE SIZE 16	88
646010000XK	COPPER SLEEVE SIZE 2	89
646020000XK	COPPER SLEEVE SIZE 2.5	89
646030000XK	COPPER SLEEVE SIZE 3	89
646040000XK	COPPER SLEEVE SIZE 4	89
646050000XK	COPPER SLEEVE SIZE 5	89
646060000XK	COPPER SLEEVE SIZE 6	89
646080000XK	COPPER SLEEVE SIZE 8	89
646100000XK	COPPER SLEEVE SIZE 10	89
650160000KK	MOORING HOOK 16	83
650200000KK	MOORING HOOK 20	83
650201000KK	MOORING HOOK 201	83
<b># 7</b>		
7002NN400KK	FR0G CABLE	27
704012000KK	FR0G	27
705050100KK	HARNESS ALU ALLOY STRAIGHT GATE SIZE 5	52
705050400KK	HARNESS ALU ALLOY STRAIGHT GATE SIZE 5	52
705060100KK	HARNESS ALU ALLOY STRAIGHT GATE SIZE 6	52
705060100KK	HARNESS ALU ALLOY STRAIGHT GATE SIZE 6	52
705080100KK	HARNESS ALU ALLOY STRAIGHT GATE SIZE 8	12
705100100KK	HARNESS ALU ALLOY STRAIGHT GATE SIZE 10	12
705120100KK	HARNESS ALU ALLOY STRAIGHT GATE SIZE 12	12
7060801A1KK	HARNESS ALU ALLOY SCREW SLEEVE SIZE 8	12
7061001A1KK	HARNESS ALU ALLOY SCREW SLEEVE SIZE 10	12
7061201A1KK	HARNESS ALU ALLOY SCREW SLEEVE SIZE 12	12
7061201P1KK	HARNESS ALU ALLOY TWIST LOCK SIZE 12	12
7061201V1KK	HARNESS ALU ALLOY AUTO BLOCK SIZE 12	12
707050100KK	HARNESS EYE ALU ALLOY STRAIGHT GATE SIZE 5	52
707060100KK	HARNESS EYE ALU ALLOY STRAIGHT GATE SIZE 6	52
707080100KK	HARNESS EYE ALU ALLOY STRAIGHT GATE SIZE 8	13
707100100KK	HARNESS EYE ALU ALLOY STRAIGHT GATE SIZE 10	13
707120100KK	HARNESS EYE ALU ALLOY STRAIGHT GATE SIZE 12	13
7080801C1KK	HARNESS EYE ALU ALLOY SCREW SLEEVE SIZE 8	13
7081001A1KK	HARNESS EYE ALU ALLOY SCREW SLEEVE SIZE 10	13
7081201A1KK	HARNESS EYE ALU ALLOY SCREW SLEEVE SIZE 12	13
7081201P1KK	HARNESS EYE ALU ALLOY TWIST LOCK SIZE 12	13
7081201V1KK	HARNESS EYE ALU ALLOY AUTO BLOCK SIZE 12	13
710000100KK	OVAL ALU STRAIGHT GATE	11
710BN0400KK	OVAL ALU STRAIGHT GATE	11
710NN0400KK	OVAL ALU STRAIGHT GATE	11
710RN0400KK	OVAL ALU STRAIGHT GATE	11
712000100KK	OVALONE ALU ALLOY STRAIGHT GATE	10
7120001A1KK	OVALONE ALU ALLOY SCREW SLEEVE	10
7120001P1KK	OVALONE ALU ALLOY TWIST LOCK	10
7120001V1KK	OVALONE ALU ALLOY AUTO BLOCK	10
712NNN6VNKK	OVALONE ALU ALLOY AUTO BLOCK	10

#	Description	Page
712RNP4A1KK	OVALONE ALU ALLOY SCREW SLEEVE	10
712RPP3P1KK	OVALONE ALU ALLOY TWIST LOCK	10
712RPP3V1KK	OVALONE ALU ALLOY AUTO BLOCK	10
713000100KK	GUIDE STRAIGHT GATE	19
713FC0400KK	GUIDE STRAIGHT GATE	19
713NN0400KK	GUIDE STRAIGHT GATE	19
71500BPX2KK	TANGO DOUBLE GATE	26
71500NNX2KK	TANGO DOUBLE GATE	26
71500RPX2KK	TANGO DOUBLE GATE	26
71624P1X2KK	QUEEDY DOUBLE GATE	26
71635N3X2KK	QUEEDY DOUBLE GATE	26
717000100KK	LARGE MULTIUSE STRAUGHT GATE	22
717DB0400KK	LARGE MULTIUSE STRAUGHT GATE	22
719BDB6ABKK	ARGON S - LIGHT ALLOY	14
719DB0400KK	ARGON K - LIGHT ALLOY	14
719NNN6ANKK	ARGON S - LIGHT ALLOY	14
723BP0300KK	GUIDE BENT GATE	19
723FC0400KK	GUIDE BENT GATE	19
723NN0400KK	GUIDE BENT GATE	19
729BD0400KK	ARGON RK - LIGHT ALLOY	15
7300001A1KK	OVAL ALU SCREW SLEVE	11
730BPP3A1KK	OVAL ALU SCREW SLEVE	11
730NNN6ANKK	OVAL ALU SCREW SLEVE	11
730RPP3A1KK	OVAL ALU SCREW SLEVE	11
7330001A1KK	GUIDE SCREW SLEEVE	19
733FCP4A1KK	GUIDE SCREW SLEEVE	19
733RNP4A1KK	GUIDE SCREW SLEEVE	19
7370001A1KK	LARGE MULTIUSE SCREW SLEEVE	22
7370001P1KK	LARGE MULTIUSE TWIST LOCK	22
737DBD6ADKK	LARGE MULTIUSE SCREW SLEEVE	22
737DPB5PBKK	LARGE MULTIUSE TWIST LOCK	22
737NNN6ANKK	LARGE MULTIUSE SCREW SLEEVE	22
737NPN5PNKK	LARGE MULTIUSE TWIST LOCK	22
751000100KK	MINI D ALU ALLOY	52
751BD0400KK	MINI D ALU ALLOY	52
751GN0400KK	MINI D ALU ALLOY	52
751NN0400KK	MINI D ALU ALLOY	52
751RN0400KK	MINI D ALU ALLOY	52
755050100KK	CLASSIC ALU ALLOY STRAIGHT GATE SIZE 5	52
755060100KK	CLASSIC ALU ALLOY STRAIGHT GATE SIZE 6	52
763000100KK	ERGO BENT GATE	16
763NC0400KK	ERGO BENT GATE	16
763NN0400KK	ERGO BENT GATE	16
769000100KK	TRAPPER BENT GATE	18
769BB0400KK	TRAPPER BENT GATE	18
769CN0400KK	TRAPPER BENT GATE	18
7780001A1KK	FERRATA SCREW SLEEVE	20
7780001G1KK	FERRATA EXPRESS SLEEVE	20

#	Description	Page
7780001P1KK	FERRATA TWIST LOCK	20
7780001V1KK	FERRATA AUTO BLOCK	20
778NNN6ANKK	FERRATA SCREW SLEEVE	20
778RPP3G1KK	FERRATA EXPRESS SLEEVE	20
778RPP3P1KK	FERRATA TWIST LOCK	20
778RPP3V1KK	FERRATA AUTO BLOCK	20
7830001A1KK	ERGO SCREW SLEEVE	16
7830001G1KK	ERGO EXPRESS SLEEVE	16
7830001P1KK	ERGO TWIST LOCK	17
7830001V1KK	ERGO AUTO BLOCK	17
783NCP4A1KK	ERGO SCREW SLEEVE	16
783NNN6ANKK	ERGO SCREW SLEEVE	16
785NNN6ANKK	HEAVY DUTY ALU SCREW SLEEVE	17
7860001A1KK	H.M.S. CLASSIC SCREW SLEEVE	24
7860001P1KK	H.M.S. CLASSIC TWIST LOCK	24
7860001V1KK	H.M.S. CLASSIC AUTO BLOCK	24
786DBD6ADKK	H.M.S. CLASSIC SCREW SLEEVE	24
786DPB5PBKK	H.M.S. CLASSIC TWIST LOCK	24
786DPB5VBKK	H.M.S. CLASSIC AUTO BLOCK	24
786RNP4A1KK	H.M.S. CLASSIC SCREW SLEEVE	24
786RPP3V1KK	H.M.S. CLASSIC AUTO BLOCK	24
789CNP4A1KK	TRAPPER SCREW SLEEVE	18
789NNN6ANKK	TRAPPER SCREW SLEEVE	18
793000100KK	ERGO STRAIGHT GATE	16
793NC0400KK	ERGO STRAIGHT GATE	16
793NN0400KK	ERGO STRAIGHT GATE	16
799000100KK	TRAPPER STRAIGHT GATE	18
799BB0400KK	TRAPPER STRAIGHT GATE	18
799CN0400KK	TRAPPER STRAIGHT GATE	18
<b># 9</b>		
901000100KK	PADDLE WIRE BENT GATE	21
901B00300KK	PADDLE WIRE BENT GATE	21
901R00300KK	PADDLE WIRE BENT GATE	21
907N003X3KK	ERGO DOUBLE GATE	17
908B00300KK	ARGON F - LIGHT ALLOY	14
908D00300KK	ARGON F - LIGHT ALLOY	14
909B00300KK	ARGON RF - LIGHT ALLOY	15
910000100KK	X-LARGE ALU STRAIGHT GATE	23
9110001A1KK	X-LARGE ALU SCREW SLEEVE	23
9110001V1KK	X-LARGE ALU AUTO BLOCK	23
911NNN6ANKK	X-LARGE ALU SCREW SLEEVE	23
911RPP3P1KK	X-LARGE ALU TWIST LOCK	23
911RPP3V1KK	X-LARGE ALU AUTO BLOCK	23
911RXP4A1KK	X-LARGE ALU SCREW SLEEVE	23
923A302N0XK	BUCKLE 923 SIZE 30	75
923A302P0XK	BUCKLE 923 SIZE 30	75
923A442B0XK	BUCKLE 923 SIZE 44	75
923A442N0XK	BUCKLE 923 SIZE 44	75

#	Description	Page
923A442P0XK	BUCKLE 923 SIZE 44	75
923I44200XK	BUCKLE 923 SIZE 44	75
924A301N0XK	BUCKLE 924 SIZE 30	75
924A441B0XK	BUCKLE 924 SIZE 44	75
924A441N0XK	BUCKLE 924 SIZE 44	75
924A441P0XK	BUCKLE 924 SIZE 44	75
924F441Z0XK	BUCKLE 924 SIZE 44	75
925A442N0XK	BUCKLE 925 SIZE 44	75
926A462P0XK	BUCKLE 926 SIZE 46	75
926F462Z0XK	BUCKLE 926 SIZE 46	75
927F211N0XK	BUCKLE 927 SIZE 21	76
927F281N0XK	BUCKLE 927 SIZE 28	76
927F321N0XK	BUCKLE 927 SIZE 32	76
927F441N0XK	BUCKLE 927 SIZE 44	76
928A282N0XK	BUCKLE 928 SIZE 28	76
928F441N0XK	BUCKLE 928 SIZE 44	76
929F442Z0XK	BUCKLE 929 SIZE 44	75
929I44200XK	BUCKLE 929 SIZE 44	75
9570001A1KK	H.M.S. NAPIK SCREW SLEEVE	25
9570001P1KK	H.M.S. NAPIK TWIST LOCK	25
957BDB6ABKK	H.M.S. NAPIK SCREW SLEEVE	25
957BPD5PDKK	H.M.S. NAPIK TWIST LOCK	25
957BPD5VDDK	H.M.S. NAPIK AUTO BLOCK	25
957NNN6ANKK	H.M.S. NAPIK SCREW SLEEVE	25
957OFP4A1KK	H.M.S. NAPIK SCREW SLEEVE	25
957RPP3P1KK	H.M.S. NAPIK TWIST LOCK	25
957RPP3V1KK	H.M.S. NAPIK AUTO BLOCK	25

**NOTE**

The contents of this catalogue may not be used or copied, not even in part, without quoting the source and without the written permission from KONG S.P.A. All rights reserved. As specifications, design, production and techniques are in continuous evolution, this brochure should not be regarded as an infallible guide. All data, colors of items and technical specifications given may be subject to change and improvement without warning or notice. Our website www.kong.it is constantly updated and/or corrected.

Il contenuto di questo catalogo non può essere usato o riportato neppure parzialmente senza citare la fonte e senza il permesso scritto della KONG S.P.A. Tutti i diritti sono riservati. Poiché le specifiche, la progettazione, la produzione e le tecniche sono in continua evoluzione, tale catalogo non deve essere considerato una guida infallibile. Tutti i dati, i colori degli articoli e le caratteristiche tecniche riportati possono subire modifiche e miglioramenti senza alcun preavviso. Il ns. sito www.kong.it viene costantemente aggiornato e/o corretto.

**Follow us**


HELMETS  
CASCHI



MOUSE HV



MOUSE HEADPHONES



MOUSE VISOR

HARNESSES  
IMBRACATURE



TARGET PRO



AERON



SAFETY BELT

GLOVES  
GUANTI



SKIN GLOVES



FULL GLOVES



ALEX GLOVES

PULLEYS  
CARRUCOLE



TWIN WIRE



FUTURA MINI BLOCK



REFLEX

DESCENDERS  
DISENSORI



OKA



FULL

ROPE CLAMPS  
BLOCCANTI



FUTURA HAND



DUCK

TOOLS  
ATTREZZI



SPEAGLE



K-BLADE

BAGS  
SACCHI



ROPE BAG



BELZEBÙ



Where we are, reach us  
Dove siamo, raggiungi





**KONG s.p.a.**

Via XXV Aprile, 4 - (zona industriale)

I - 23804 MONTE MARENZO (LC) - ITALY

Tel +39 0341630506 - Fax +39 0341641550 - info@kong.it

**www.kong.it**

"Campione gratuito di modico valore (art. 2 c. 3 DPR 633/72)"

KONG - CONNECTORS  
EN/IT - Rev. 0



8 023577 054674